

# IMPACT SOCKET WRENCHES



EGA Master offers a wide range of impact sockets, available in short and long series, adapters, universal joints, extensions, retaining rings & pins and sets... etc.

The sockets are made of **chrome-molybdenum steel** or **chrome-vanadium steel**, designed to withstand high tightening torques with minimal wear, providing the same greater durability.



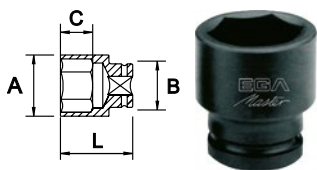
**1.** From 3/8" to 3.1/2", available in both mm and inches.

**2.** Cylindrical in design in order to provide greater accessibility.

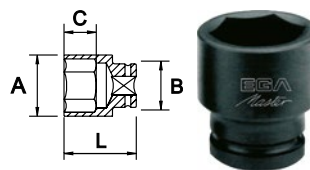
## STANDARD 6PT

# 3/8"

MM



INCH



COD.	AF <sup>±</sup> mm	L (mm)	A (mm)	B (mm)	C (mm)	Pt			
60590	7		12				41		
60591	8		13						
60592	9		14	19	14		43		
60593	10		16						
60594	11		17				44		
60595	12		18						
60596	13	30	20	20	15	6		6	•
60597	14		21	21					
60598	15		22	22			60		
60599	16		23	23	16				
60600	17		24	24					
60601	18		26	26					
60602	19		27	27			70		

| DIN 3129

### FEATURES

Cr-V

COD.	AF <sup>±</sup> inch	L (mm)	A (mm)	B (mm)	C (mm)	Pt			
65205	5/16		13				43		
65206	3/8		15	19	14		44		
65207	7/16		17						
65208	1/2		19		15				
65209	9/16		21	21					
65210	5/8	30	23	23		6	60	6	•
65211	11/16		25	25	16				
65212	3/4		27	27			70		
68685	13/16		30	30			100		
68686	7/8		32	32			125		

| DIN 3129

### FEATURES





Cr-V

**3/8"**

**IMPACT SOCKET BITS**





**HEXAGONAL**

**MM**

COD.	 mm	L (mm)	 g		
65920	3	78	45	10	●
65921	4		50		
65922	5		55		
65923	6		65		
65924	8		85		
65925	10		100		
65926	12		120		
65927	14				







**INCH.**

COD.	 inch	L (mm)	 g		
53172	3/16	60	50	10	●
53173	7/32		70		
53174	1/4		75		
53175	9/32		80		
53176	5/16		90		
53177	3/8		100		
53178	7/16		115		
53179	1/2		120		
53180	9/16				
53181	5/8				



**TORX®\***

COD.		L (mm)	 g		
65928	T-25	60	40	10	●
65929	T-27		45		
65930	T-30		50		
65931	T-40		55		
65932	T-45		65		
65933	T-50		75		
65934	T-55				
65935	T-60				

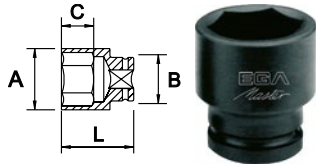


\*For screws TORX® (Acument Intellectual Properties, LLC, Troy, Mich., US registered trademark)

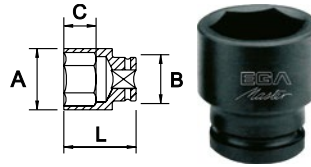
**1/2"**

STANDARD 6PT

MM



INCH



COD.	AF <sup>±</sup> mm	L (mm)	A (mm)	B (mm)	C (mm)	Pt			
60658	8								
57987	9		17				65		
60603	10								
60604	11		19		15				
60605	12		20	24					
60606	13		22				80		
60607	14								
60608	15		24						
60609	16				16				
60610	17		26	26			95		
60611	18	38							
60612	19		28	28			110		
60639	20		29	29	18			6	•
60613	21		30	30			120	6	•
60614	22		32	32			140		
58450	23								
60615	24		34	34	20		160		
58451	25		36	36			190		
60616	27		38				185		
57988	28			35	21		190		
60617	29		40				200		
60618	30	43	42	42	20		210		
60619	32	38	44	35					
57989	33	48	46,5				236		
57990	34		46,8	30	23		248		
60712	36	50	50	36			350		

DIN 3129

FEATURES

Cr-V

COD.	AF <sup>±</sup> inch	L (mm)	A (mm)	B (mm)	C (mm)	Pt			
65213	3/8		16						
65214	7/16		18						
65215	1/2		20	23	14		85		
65216	9/16		22						
65217	5/8		24	24	15				
65218	11/16		26	26	16		125		
65219	3/4		28	28					
65220	13/16	38	30	30	19				
65221	7/8		32	32			130		
65222	15/16		34	34	20	6	135	6	•
65223	1		36				145		
65224	1.1/16		38				170		
65225	1.1/8		40	35	21		190		
57985	1.3/16		42				200		
65226	1.1/4		44				200		
58447	1.5/16	50	47				330		
58448	1.3/8		49	30	28		350		
58457	1.7/16	55	50		30		410		
58458	1.1/2		52	40			490		

DIN 3129

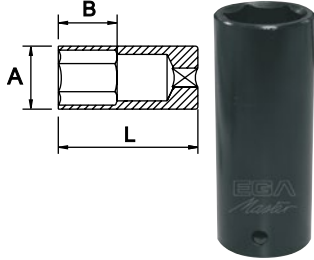
FEATURES

Cr-V

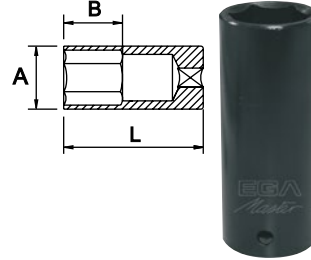
**1/2"**

LONG SOCKETS 6PT

MM



INCH



COD.	AF mm	L (mm)	A (mm)	B (mm)	Pt	g	Icon 1	Icon 2
57994	9		16	24		142		
60660	10		17					
60661	11		18					
60662	12		19	27				
60663	13		20					
60664	14		22	37		190		
58452	15		24	34				
60665	16							
60666	17		26					
60667	18		27					
60668	19	80	28		6		6	•
57995	20		30			260		
60669	21		31					
60670	22		32	37		310		
60671	23		33			320		
60672	24		34			340		
60673	27		38			400		
60674	29		40			420		
60675	30		42			430		
60676	32		44			450		
57996	34		47	38		503		

Icon 1 | DIN 3129

FEATURES

Cr-V

COD.	AF inch	L (mm)	A (mm)	B (mm)	Pt	g	Icon 1	Icon 2	Icon 3
55630	3/8								
55631	7/16		18	24					
55632	1/2		20						
55633	9/16		22	29		190			
55634	5/8		24						
55635	11/16		26						
55636	3/4		28			220			
55637	13/16	80	30		6	250	6	•	
55638	7/8		32			290			
55639	15/16		34			320			
55640	1		36	36					
55641	1.1/16		38			370			
55642	1.1/8		40						
57992	1.3/16		42			386			
55643	1.1/4		44			420			
58470	1.5/16		46			450			

Icon 1 | DIN 3129

FEATURES





Cr-V

IMPACT SOCKET BITS

1/2"





HEXAGONAL

MM

COD.		L (mm)			
65936	4		80		
65937	5		85		
65938	6				
53183	7		95		
65939	8				
53184	9		105		
65940	10		110		
65941	11	78	120	10	•
65942	12		125		
53185	13		135		
65943	14		140		
53186	15				
65944	17		170		
53187	18				
65945	19		200		







INCH.

COD.		L (mm)			
53188	3/16				
53189	7/32		90		
53190	1/4				
53191	9/32		95		
53192	5/16		100		
53193	3/8	78	120	10	•
53194	7/16		130		
53195	1/2				
53196	9/16		140		
53197	5/8				
53198	11/16		150		
53199	3/4		210		







HEXAGONAL LONG

COD.		L (mm)			
58660	5		260		
58661	6		270		
58662	8	170	345	10	•
58663	10		350		
58664	12		420		
58665	14		430		



TORX\*\*

COD.		L (mm)			
65946	T-25		75		
65947	T-27				
65948	T-30		80		
65949	T-40	78	85	10	•
65950	T-45		90		
65951	T-50		110		
65952	T-55				
65953	T-60		120		

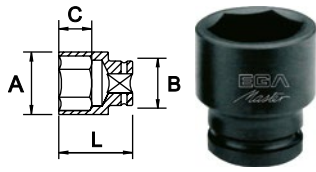


\*For screws TORX® (Acument Intellectual Properties, LLC, Troy, Mich., US registered trademark)

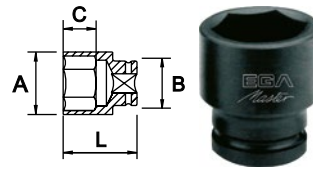
**3/4"**

STANDARD 6PT

MM



INCH



COD.	AF mm	L (mm)	A (mm)	B (mm)	C (mm)	Pt	g	Icon 1	Icon 2	Icon 3
59990	16			44	22		380			
63879	17		30				220			
57334	18		32							
60620	19		33							
57335	20				18					
60621	21	50	35							
60622	22		37	38						
60623	23		38				230			
60624	24		39		22					
57336	25		40		23					
60625	26		41		24					
60626	27		43	40	26					
60627	28		44							
60628	29		45	42			310			
60629	30		46				420			
57337	31		46				430			
60630	32		49				440			
60631	33		50				460			
60632	34	55	51			6	480	1		
58454	35		51		27		460			
60633	36		50				500			
60634	38		55				550			
57338	39		55				560			
57339	40			44			570			
60635	41		60				600			
60636	42		60				700			
58455	43		61				610			
57340	44	60	60							
57341	45						700			
60637	46		65							
57342	47	65			28					
63880	48									
60638	50	70	70				1100			
57345	51									
63881	54			55	32					
63891	55	75	75				1250			
63921	60	75	85		43		1300			

DIN 3129

FEATURES

Cr-Mo

COD.	AF inch	L (mm)	A (mm)	B (mm)	C (mm)	Pt	g	Icon 1	Icon 2	Icon 3
58453	11/16		29	38	16		220			
65227	3/4		33							
65228	13/16		35		18					
65229	7/8	50	37				230			
65230	15/16		39							
65231	1		41		22					
65232	1.1/16		43		26					
65233	1.1/8		45				310			
65234	1.3/16		46				420			
65235	1.1/4	55	49				440			
65236	1.5/16		50	44			460			
65237	1.3/8				27		480			
65238	1.7/16		55				500			
65239	1.1/2					6	550	1		
68689	1.9/16		58				600			
65240	1.5/8	60	60				600			
65241	1.11/16									
65242	1.3/4		65				700			
57344	1.13/16									
65243	1.7/8	65	70				750			
57346	1.15/16									
65244	2				28					
57347	2.1/16	70	75				1100			
57354	2.3/32			55						
57348	2.1/8									
68688	2.3/16	75	80				1350			
57999	2.1/4				35		1450			

DIN 3129

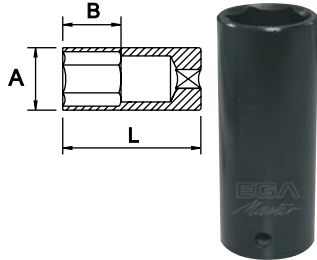
FEATURES

Cr-Mo

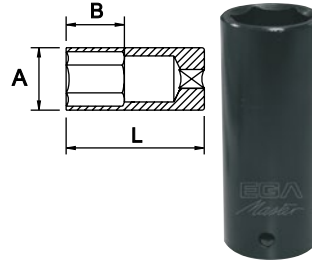
**3/4"**

LONG SOCKETS 6PT

MM



INCH



COD.	AF <sub>mm</sub>	L (mm)	A (mm)	B (mm)	Pt			
60678	17		31			500		
60679	19		33					
57349	20		34					
60680	21		35	28	600			
60681	22		37					
57350	23		39					
60682	24		40					
57351	25		41	36	650			
60683	26		42	50				
60684	27		44					
57352	28		45					
57353	29		46	55	850	1		
60685	30	90	49					
60686	32		50		900			
60687	33		55	60	950			
60688	34		60					
60689	36		61		940			
60690	38		65	44	1100			
60691	41		70		1200			
63895	42		75		1400			
58456	43							
63945	44							
63896	48							
63897	50							
58459	54							

DIN 3129

FEATURES

Cr-Mo

COD.	AF <sub>inch</sub>	L (mm)	A (mm)	B (mm)	Pt			
58001	3/4		33		550			
58002	13/16		35					
58003	7/8		37	26	600			
58004	15/16		38		550			
65245	1		40		600			
65246	1.1/16		42	28	650			
65247	1.1/8		44		700			
65248	1.3/16		46					
65249	1.1/4		48		750	1		
65250	1.5/16	90	50	30	800			
65251	1.3/8		55	34	1000			
57360	1.7/16		60		1100			
65252	1.1/2		65	42	1150			
57361	1.9/16		70	65				
57362	1.5/8							
57363	1.11/16							
63946	1.3/4							
57364	1.13/16							
57365	1.7/8							
57366	1.15/16							
57367	2							

DIN 3129

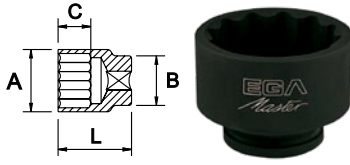
FEATURES

Cr-Mo

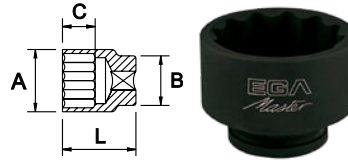
**3/4"**

STANDARD 12PT

MM



INCH



COD.	AF mm	L (mm)	A (mm)	B (mm)	C (mm)	Pt	g		
53484	16		30				350		
53518	17		31						
53485	19		33						
53446	20		34						
53486	21	50	35		25				
53487	22		36						
53488	23		37						
53489	24		39			400			
53447	25		42						
53490	26		43						
53491	27		43		28				
53492	28		45						
53493	29		46						
53494	30		47						
53448	31		49	44					
53495	32	55				450			
53496	33		50						
53497	34								
53481	35					12	1	•	
53498	36		55			500			
53499	38				30				
53449	39								
53450	40		60						
53500	41					700			
53501	42								
53482	43	60	65						
53451	44								
53452	45								
53502	46					750			
53453	47								
53519	48		70						
53503	50	70							
53455	51			55	35	850			
53520	54		75						
53521	55	75	80			900			
53525	60		85			1000			

DIN 3129

FEATURES

Special steel

COD.	AF mm	L (mm)	A (mm)	B (mm)	C (mm)	Pt	g		
53480	11/16		32				350		
53528	3/4		33						
53529	13/16		35						
53530	7/8	50	36		25				
53531	15/16		39			400			
53532	1		42						
53533	1.1/16		43						
53534	1.1/8		46						
53535	1.3/16		48						
53536	1.1/4		50	44		450		•	
53537	1.5/16	55							
53538	1.3/8								
53539	1.7/16		55			500			
53540	1.1/2				30	12		1	
53555	1.9/16		60						
53541	1.5/8					700			
53542	1.11/16								
53543	1.3/4	60	65						
53454	1.13/16					750			
53544	1.7/8								
53456	1.15/16		70						
53545	2	70				1050			
53457	2.1/16								
53464	2.3/32		75	55	35				
53458	2.1/8					1100			
53554	2.3/16	75	80			1350			
53473	2.1/4								

DIN 3129

FEATURES

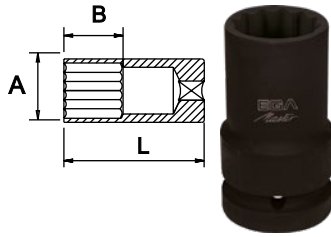
Special steel



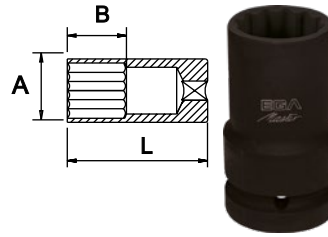
**3/4"**

LONG SOCKETS 12PT

MM



INCH



COD.	AF <sub>mm</sub>	L (mm)	A (mm)	B (mm)	Pt			
53504	17		31			550		
53505	19		33					
53459	20		34			600		
53506	21		35	25				
53507	22		36					
53460	23		38			650		
53508	24		39					
53461	25		42					
53509	26		43	26		700		
53510	27		28					
53462	28	90	47					
53463	29		49		12	800	1	
53511	30		50			900		
53512	32		55	30		950		
53513	33		60			1050		
53514	34		65			1100		
53515	36		70			1200		
53516	38		75			1450		
53517	41		80			1650		
53522	42		85			1950		
53483	43		90					
53526	44		95					
53523	48	100	100					
53524	50		105					

| DIN 3129

FEATURES

Special steel

COD.	AF <sub>inch</sub>	L (mm)	A (mm)	B (mm)	Pt			
53474	3/4		33					
53475	13/16		35			600		
53476	7/8		36	25				
53477	15/16		39					
53546	1		42			700		
53547	1.1/16		43					
53548	1.1/8		46			800		
53549	1.3/16		48					
53550	1.1/4		50			900		
53551	1.5/16		55			950		
53552	1.3/8	90	60		12	1050	1	
53465	1.7/16		65	30		1100		
53553	1.1/2		70			1200		
53466	1.9/16		75			1300		
53467	1.5/8		80			1650		
53468	1.11/16		85			1950		
53527	1.3/4		90					
53469	1.13/16		95					
53470	1.7/8		100					
53471	1.15/16		105	35				
53472	2		110					

| DIN 3129

FEATURES





Special steel

**3/4"**

**IMPACT SOCKET BITS**





**HEXAGONAL**

**MM**

COD.	 mm	L (mm)			
58731	10		490		
58732	12		500		
58733	14		550		
58734	17		550		
58735	19	100	600	10	•
58736	22		700		
58737	24		700		
58738	27		700		
58739	30		850		
58740	32		850		







**INCH.**

COD.	 inch	L (mm)			
53201	3/8		480		
53202	7/16		500		
53203	1/2		550		
53204	9/16		550		
53205	5/8		550		
53206	11/16		600		
53207	3/4	100	600	10	•
53208	13/16		700		
53209	7/8		700		
53210	1		700		
53211	1.1/16		750		
53212	1.1/8		800		
53213	1.3/16		850		
53214	1.1/4		850		



**TORX®\***

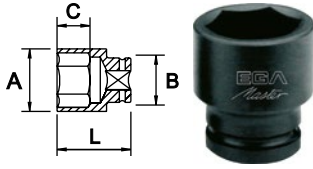
COD.		L (mm)			
53216	T-50		500		
53217	T-55		550		
53218	T-60		600		
53219	T-70	100	600	10	•
53220	T-80		700		
53221	T-90		700		
53222	T-100		850		



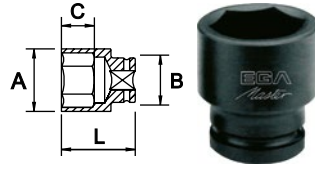
\*For screws TORX® (Acument Intellectual Properties, LLC, Troy, Mich., US registered trademark)

STANDARD 6PT

MM



INCH



COD.	AF mm	L (mm)	A (mm)	B (mm)	C (mm)	Pt	g		
57372	20		37						
57373	21		38				500		
57374	22		39						
57375	23	60	40						
65534	24		42	50					
57376	25		44		23				
57377	26		44						
65535	27		45				550		
57378	28		46						
57379	29		48						
65536	30		49						
57380	31		50						
65537	32		50				600		
57140	33		53		26				
57141	34	65	53				650		
57142	35		55						
65538	36		55				700		
57381	37		60						
60640	38		60				800		
57382	39		65						
63882	40		75						
60641	41		75		28	6	850	1	
60642	42		75						
57383	44	70	75				900		
57384	45		75				950		
60643	46		80						
57385	47		80						
63890	48	75	85				1050		
60644	50		85		32				
60645	52		85				1100		
60646	54	80	90				1150		
60647	55		90		45		1200		
60648	56		90				1250		
60649	57	85	95				1300		
60650	58		95				1350		
60651	60		95		47		1450		
60652	62	90	100				1550		
60653	63		100				1700		
60654	65	95	105				1700		
60655	70		105	85	55		3600		
60656	75	100	110				3700		
63925	80		110						

| DIN 3129

FEATURES

Cr-Mo

COD.	AF inch	L (mm)	A (mm)	B (mm)	C (mm)	Pt	g		
58008	3/4		34				500		
58009	13/16		36		17				
58010	7/8	58	40	54					
58011	15/16		42		18		550		
65253	1		44		26				
65254	1.1/16		46						
65255	1.1/8		48				600		
65256	1.3/16		49				650		
65257	1.1/4	60	50				700		
65258	1.5/16		50		27				
57143	1.11/32		55				750		
65259	1.3/8		55						
65260	1.7/16		60				800		
65261	1.1/2	65	60						
65262	1.9/16		60						
65263	1.5/8		65		28		850		
65264	1.11/16	70	65						
65265	1.3/4		65				900		
65266	1.13/16		70				950		
65267	1.7/8		70	55			1000		
68690	1.15/16	75	75			6	1100	1	
65268	2		75		32				
68691	2.1/16		75						
65269	2.1/8	80	80				1400		
58028	2.3/16		80						
65270	2.1/4		85						
68692	2.5/16	85	85				1700		
65271	2.3/8		85						
68693	2.7/16	90	90		47		2000		
65272	2.1/2		90						
68694	2.9/16		95				2200		
65273	2.5/8	95	95						
58012	2.11/16		97				2250		
58013	2.3/4		99				2550		
58014	2.13/16		101				3250		
58015	2.7/8	100	103	86	53		3400		
58016	2.15/16		104				3500		
57983	3		108				2800		
57984	3.1/8	90	112	68	50		3000		
58017	3.3/16	100	110	86	53		3500		

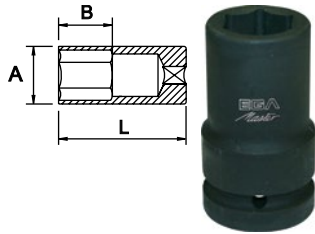
| DIN 3129

FEATURES

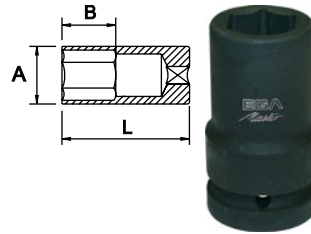
Cr-Mo

LONG SOCKETS 6PT

MM



INCH



COD.	AF mm	L (mm)	A (mm)	B (mm)	Pt	g	Icon 1	Icon 2
57387	21					750		
63898	22		40					
63899	23		41	16				
65539	24		42			800		
57388	25		43					•
63900	26		44			900		
65540	27		46					
63905	28		47	19		950		
63901	29		48					
65541	30		49					
65542	32	90	50			1000		
63902	33							
63903	34		55		6		1	
63904	35			23				
65543	36					1050		
65544	38							
57392	40		60			1100		-
63883	41							
63906	42					1200		
63907	43		65	40		1300		
65546	46							
57393	47		70			1500		
65547	50	100	75			1600		
63908	55		80			1900		
63909	60	120	90	50		2500		

○ | DIN 3129

FEATURES

Cr-Mo

COD.	AF inch	L (mm)	A (mm)	B (mm)	Pt	g	Icon 1	Icon 2
58018	3/4		34			700		
58019	13/16		36					
58020	7/8		40	19				
58021	15/16	90	42			800		•
57398	1		43					
57399	1.1/16		45			850		
65274	1.1/8		48	30				
65275	1.3/8		49			1200		
65276	1.1/4		50					
65277	1.5/16							
65278	1.3/8		55			1250		
65279	1.7/16			35		1300		
65280	1.1/2					1350		
65281	1.9/16		60		6	1400	1	
65282	1.5/8					1450		
65283	1.11/16	110	65			1550		
65284	1.3/4					1600		
65285	1.13/16		70	42		1650		-
65286	1.7/8					1700		
57400	1.15/16		75					
65287	2					1800		
58022	2.1/16							
58023	2.1/8		78					
58024	2.3/16		80	55		1900		
58025	2.1/4					2050		
58026	2.5/16	120	85			2200		
58027	2.3/8			60		2400		

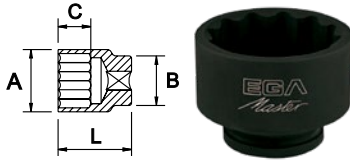
○ | DIN 3129

FEATURES

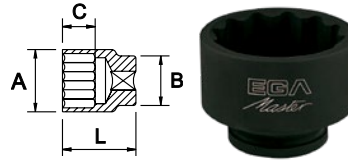
Cr-Mo

STANDARD 12PT

MM



INCH



COD.	AF <sub>mm</sub>	L (mm)	A (mm)	B (mm)	C (mm)	Pt			
53316	20		35						
53317	21		36						
53318	22		37						
53319	23		38						
53428	24	55	40	55	25		700		
53320	25		41						
53321	26		42						
53429	27		45						
53322	28		47						
53323	29		48						
53430	30		50				750		
53324	31								
53431	32								
53312	33	60			30				
53313	34		55				800		
53314	35			60			850		
53432	36								
53325	37		60				900		
53360	38								
53326	39								
53377	40								
53361	41	65	65			12	950	1	
53362	42				35				
53327	44						1000		
53328	45								
53363	46	70	70				1300		
53329	47								
53379	48						1400		
53364	50		75				1500		
53365	52								
53366	54	75	80				1600		
53367	55						1680		
53368	56			70			1700		
53369	57		85		40		1800		
53370	58						1900		
53371	60								
53372	62	85	90				2100		
53373	63								
53374	65		95				2200		
53375	70		100				2500		
53376	75	90	105		50		2800		
53392	80		110				3000		

| DIN 3129

FEATURES

Cr-Mo

COD.	AF <sub>inch</sub>	L (mm)	A (mm)	B (mm)	C (mm)	Pt			
53340	3/4		34						
53341	13/16		35						
53342	7/8		37						
53343	15/16	55	40	55	25		700		
53393	1		41						
53394	1.1/16		45						
53395	1.1/8		48						
53396	1.3/16		50				750		
53397	1.1/4								
53398	1.5/16	60							
53315	1.11/32		55				800		
53399	1.3/8			60	30		850		
53400	1.7/16								
53401	1.1/2		60				900		
53402	1.9/16	65							
53403	1.5/8						950		
53404	1.11/16		65						
53405	1.3/4						1000		
53406	1.13/16	70	70		35		1300		
53407	1.7/8					12	1400	1	
53441	1.15/16		75						
53408	2						1500		
53442	2.1/16	75							
53409	2.1/8		80				1600		
53410	2.1/4		85				1800		
53443	2.5/16				40				
53411	2.3/8								
53444	2.7/16	85	90	70			2100		
53412	2.1/2								
53445	2.9/16						2150		
53413	2.5/8		95						
53344	2.11/16								
53345	2.3/4		100				2500		
53346	2.13/16								
53347	2.7/8	90	105		50				
53348	2.15/16						2800		
53338	3								
53339	3.1/8		110				3000		
53349	3.3/16		115						

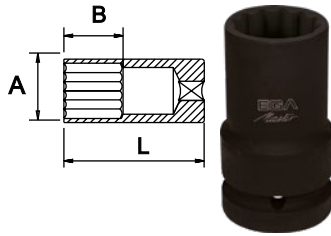
| DIN 3129

FEATURES

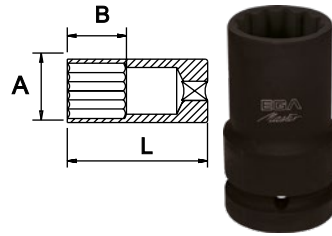
Cr-Mo

LONG SOCKETS 12PT

MM



INCH



COD.	AF mm	L (mm)	A (mm)	B (mm)	Pt	g	Icon 1	Icon 2
53330	20		35	25	800			
53331	21		36					
53380	22		37					
53381	23		39		950			•
53433	24		40					
53332	25		42	30				
53382	26		44					
53434	27		46		1000			
53387	28		48					
53383	29		50					
53435	30							
53436	32							
53384	33	100	55	35	12	1200	1	
53385	34							
53386	35							
53437	36		60			1400		
53438	38							
53333	40					1550		
53378	41		65					
53388	42			40		1600		
53389	43					2100		
53439	46		70					
53334	47					2400		
53440	50		75	45		2750		
53390	55		80	50		2800		
53391	60							

DIN 3129

FEATURES

Cr-Mo

COD.	AF inch	L (mm)	A (mm)	B (mm)	Pt	g	Icon 1	Icon 2
53350	3/4		34		800			
53351	13/16		35					
53352	7/8		37		950			•
53353	15/16		40					
53335	1		43	30		1000		
53336	1.1/16		45					
53414	1.1/8		48					
53415	1.3/16		50					
53416	1.1/4							
53417	1.5/16		55		1200			
53418	1.3/8							
53419	1.7/16			35				
53420	1.1/2		60		1400			
53421	1.9/16	100			12	1550	1	
53422	1.5/8		65			1600		
53423	1.11/16							
53424	1.3/4		70	40	2100			
53425	1.13/16					2300		
53426	1.7/8							
53337	1.15/16		75		2400			
53427	2							
53354	2.1/16		80					
53355	2.1/8							
53356	2.3/16				2750			
53357	2.1/4		85	45				
53358	2.5/16				2800			
53359	2.3/8		90					

DIN 3129





FEATURES

Cr-Mo

**IMPACT SOCKET BITS**





**HEXAGONAL**

**MM**

COD.	 mm	L (mm)			
58741	10	100	700	10	●
58742	12				
58743	14				
58744	17				
58745	19				
58746	22				
58747	24				
58748	27				
58749	30				
58750	32				







**INCH.**

COD.	 inch	L (mm)			
53234	3/8	100	700	10	●
53235	7/16				
53236	1/2				
53237	9/16				
53238	5/8				
53239	11/16				
53240	3/4				
53241	13/16				
53242	7/8				
53243	1				
53244	1.1/16	1000	950	10	-
53245	1.1/8				
53246	1.3/16				
53247	1.1/4				



**TORX®\***

COD.		L (mm)			
53249	T-50	100	700	10	●
53250	T-55				
53251	T-60				
53252	T-70				
53253	T-80				
53254	T-90				
53255	T-100				

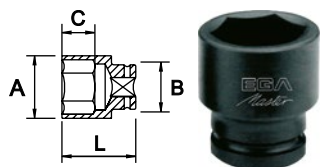


\*For screws TORX® (Acument Intellectual Properties, LLC, Troy, Mich., US registered trademark)

**1.1/2"**

STANDARD 6PT

MM



COD.	AF mm	L (mm)	A (mm)	B (mm)	C (mm)	Pt	Kg	Box	Tray
63884	34								
65666	35								
65737	36		60				2,2		
63885	38	80							
63886	40				31				
63887	41		70						
63888	42						2,4		
63889	43								
65426	46		75						
65427	50	85	80		33				
65428	55	90	85		36		2,7		
65429	60		90				2,8		
65430	65	95	95		39		3,2		
65431	70	100	105		40		3,5		
65432	75	105	110				4,0		
68697	77			85	42	6	4,5	1	-
65433	80		115						
65434	85	110	120				5,0		
65435	90		130		50		5,5		
65436	95		135				6,0		
65437	100	115	140		55		6,5		
65438	105	120	145				7,5		
65439	110	125	155		70		8,0		
65440	115		160		72		9,0		
65441	120	130	165				10		
65442	125	135	175		77				
65443	130	140	180				12		
65444	135	145	185						
65445	140		190		80		14		
65446	145	150	195				15		
65447	150	155	200		85		15,5		

DIN 3129

FEATURES

Cr-Mo

INCH

COD.	AF inch	L (mm)	A (mm)	B (mm)	C (mm)	Pt	Kg	Box	Tray
58029	1.5/16		62	86					
68700	1.3/8						2,2		
68701	1.7/16		65						
68702	1.1/2	80							
68703	1.9/16				31	6		1	-
68704	1.5/8		70	85					
68705	1.11/16						2,4		
68706	1.3/4	85	75						
68707	1.13/16								

COD.	AF inch	L (mm)	A (mm)	B (mm)	C (mm)	Pt	Kg	Box	Tray
68708	1.7/8			75					
68709	1.15/16	85			31		2,4		
68710	2			80					
68711	2.1/16								
68712	2.1/8			85					
68713	2.3/16				32		2,7		
68714	2.1/4	90							
68715	2.5/16		90						
68716	2.3/8						2,8		
68717	2.7/16				35				
68718	2.1/2		95						
68719	2.9/16	95					3,2		
68720	2.5/8								
68721	2.11/16			100					
68722	2.3/4	100			40		3,5		
68723	2.13/16			105					
68724	2.7/8								
68725	2.15/16	105		85	42		4,0		
68726	3		110						
68727	3.1/16								
68728	3.1/8								
68729	3.3/16		115				4,5		
68730	3.1/4				6			1	-
68731	3.5/16		120						
68732	3.3/8				50		5,0		
68733	3.7/16	110	125						
68734	3.1/2								
68735	3.9/16						5,5		
68736	3.5/8		130						
68737	3.11/16								
68738	3.3/4		135				6,0		
68739	3.13/16								
68740	3.7/8				55				
68741	3.15/16	115	140				6,5		
68742	4								
58030	4.1/8		146				9,0		
58031	4.3/16	120	148	86					
58032	4.1/4		151				10		
58033	4.5/16	124	153		70				
58034	4.3/8		156				11		
58035	4.7/16		158						
58036	4.1/2	128	160	127	72		12		
58037	4.5/8		163				13		
58038	4.3/4	132	166		77		14		
58039	5	136	175				16		

DIN 3129

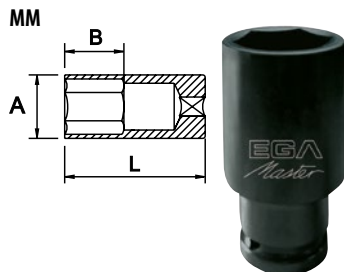
FEATURES

Cr-Mo



# 1.1/2"

## LONG SOCKETS 6PT



COD.	AF mm	L (mm)	A (mm)	B (mm)	Pt	Kg		
56100	34							
56101	35					2,8		
56102	36		60					
56103	38	120				2,9		
56104	40			31				
56105	41		70			3,0		
56106	42					3,2		
56107	43					3,3		
56108	46		75			3,8		
56109	50		80	33		4,0		
56110	55	150	85	36		4,5		
56111	60		90			5,0		
56112	65		95	39		5,5		
56113	70		105	40		6,5		
56114	75	170	110			7,0		
56115	77		115	42	6	7,5	1	-
56116	80					8,0		
56117	85		120	50		8,5		
56118	90	180	130	55		9,0		
56119	95		135			9,5		
56120	100		140			10		
56121	105		145			11		
56122	110		155	60		14		
56123	115	190	160			16		
56124	120		165	75		18		
56125	125		175			19		
56126	130		180			21		
56127	135		185			22		
56128	140	200	190	80		23		
56129	145		195			24		
56130	150		200	85		25		

DIN 3129

### FEATURES

Cr-Mo

### INCH

COD.	AF inch	L (mm)	A (mm)	B (mm)	Pt	Kg		
58041	1.5/16		62			2,7		
56131	1.3/8					2,8		
56132	1.7/16		65					
56133	1.1/2	120		31	6	2,9	1	-
56134	1.9/16		70			3,0		
56135	1.5/8							
56136	1.11/16		75			3,1		
56137	1.3/4					3,2		

COD.	AF inch	L (mm)	A (mm)	B (mm)	Pt	Kg		
56138	1.13/16							
56139	1.7/8		75	31		3,8		
56140	1.15/16			33				
56141	2		80			4,0		
56142	2.1/16							
56143	2.1/8		85	36				
56144	2.3/16					4,5		
56145	2.1/4	150						
56146	2.5/16		90					
56147	2.3/8			39		5,0		
56148	2.7/16							
56149	2.1/2		95					
56150	2.9/16					5,5		
56151	2.5/8		100			6,0		
56152	2.11/16			40		6,5		
56153	2.3/4		105					
56154	2.13/16					7,0		
56155	2.7/8	170						
56156	2.15/16							
56157	3		110	42	6			
56158	3.1/16					8,0	1	-
56159	3.1/8		115					
56160	3.3/16							
56161	3.1/4		120			8,5		
56162	3.5/16			50		9,0		
56163	3.3/8		125					
56164	3.7/16							
56165	3.1/2							
56166	3.9/16	180						
56167	3.5/8		130	55				
56168	3.11/16					9,5		
56169	3.3/4		135					
56170	3.13/16					10,0		
56171	3.7/8					10,5		
56172	3.15/16		140					
56173	4							
58042	4.1/16		143			11		
58043	4.1/8		146			12		
58044	4.3/16		148			13		
58045	4.1/4		151	60		14		
58046	4.5/16	190	153			14		
58047	4.3/8		156			16		
58048	4.1/2		160			17		
58049	4.5/8		163			18		
58050	4.3/4		166	77				

DIN 3129

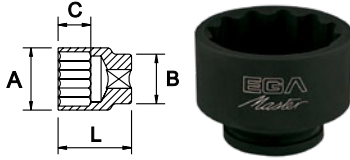
### FEATURES

Cr-Mo

STANDARD 12PT

1.1/2"

MM



COD.	AF (mm)	L (mm)	A (mm)	B (mm)	C (mm)	Pt	Kg	Box	Tray
53651	34						2,2		
53679	35		60				2,5		
53680	36								
53652	38	80							
53653	40				31		2,6		
53654	41		70						
53655	42								
53656	43								
53657	46		75				2,7		
53658	50	85	80				2,8		
53659	55		85				3		
53660	60	90	90				3,2		
53661	65	95	95				3,6		
53662	70	100	105				4		
53663	75	105	110						
53681	77				42	12	5	1	-
53664	80		115						
53665	85	110	120				6		
53666	90		130						
53667	95		135				7		
53668	100	115	140						
53669	105	120	145				9		
53670	110	125	155				11		
53671	115		160		70		12		
53672	120	130	165				13		
53673	125	135	175				15		
53674	130	140	180		125		17		
53675	135	145	185				18		
53676	140		190			80			
53677	145	150	195				19		
53678	150	155	200						

DIN 3129

FEATURES

CrMo

INCH

COD.	AF (inch)	L (mm)	A (mm)	B (mm)	C (mm)	Pt	Kg	Box	Tray
53630	1.5/16		60				2,2		
53682	1.3/8						2,6		
53683	1.7/16		65						
53684	1.1/2	80					2,5		
53685	1.9/16				31	12	2,6	1	-
53686	1.5/8		70						
53687	1.11/16								
53688	1.3/4	85	75				2,7		

COD.	AF (inch)	L (mm)	A (mm)	B (mm)	C (mm)	Pt	Kg	Box	Tray
53689	1.13/16						2,7		
53690	1.7/8		75						
53691	1.15/16	85			31		2,8		
53692	2		80				2,9		
53693	2.1/16								
53694	2.1/8		85				3		
53695	2.3/16								
53696	2.1/4				32		3,1		
53697	2.5/16	90	90				3,2		
53698	2.3/8								
53699	2.7/16								
53700	2.1/2		95		35		3,4		
53701	2.9/16	95					3,6		
53702	2.5/8						3,7		
53703	2.11/16				40		3,9		
53704	2.3/4	100							
53705	2.13/16		105						
53706	2.7/8						4		
53707	2.15/16								
53708	3	105	110	85	42				
53709	3.1/16						5		
53710	3.1/8					12		1	-
53711	3.3/16		115						
53712	3.1/4		120						
53713	3.5/16						6		
53714	3.3/8								
53715	3.7/16	110	125		50				
53716	3.1/2								
53717	3.9/16		130						
53718	3.5/8								
53719	3.11/16						7		
53720	3.3/4		135						
53721	3.13/16								
53722	3.7/8				55				
53723	3.15/16	115	140				8		
53724	4								
53631	4.1/8	120	145				9		
53632	4.3/16		150				10		
53633	4.1/4								
53634	4.5/16	125	155						
53635	4.3/8				70		11		
53636	4.7/16		160	125					
53637	4.1/2	130					12		
53638	4.5/8		165				13		
53639	4.3/4				75		14		
53640	5	135	175				16		

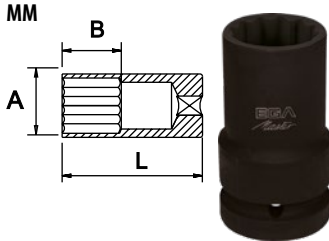
DIN 3129

FEATURES

CrMo

# 1.1/2"

## LONG SOCKETS 12PT



COD.	AF mm	L (mm)	A (mm)	B (mm)	Pt	Kg		
53556	34							
53557	35					2,8		
53558	36		60					
53559	38	120				2,9		
53560	40			31		3		
53561	41		70					
53562	42					3,2		
53563	43		75			3,3		
53564	46					3,8		
53565	50	150	80	33		4		
53566	55		75	36				
53567	60		90	39		5		
53568	65		95					
53569	70		105	40		6		
53570	75	170	110			7	1	-
53571	77		115	42	12			
53572	80		120			8		
53573	85	180	130	55		9		
53574	90		135					
53575	95		140			10		
53576	100		145	60		11		
53577	105		155			14		
53578	110	190	160			16		
53579	115		165	75		18		
53580	120		175			19		
53581	125		180			21		
53582	130		185	80		22		
53583	135	200	190			23		
53584	140		195			24		
53585	145		200	85		25		

DIN 3129

### FEATURES

CrMo

### INCH

COD.	AF inch	L (mm)	A (mm)	B (mm)	Pt	Kg		
53641	1.5/16		60	30		2,7		
53587	1.3/8					2,8		
53588	1.7/16		65			2,9		
53589	1.1/2	120						
53590	1.9/16		70	31	12	3	1	-
53591	1.5/8							
53592	1.11/16					3,1		
53593	1.3/4		75			3,2		
53594	1.13/16	150				3,8		

COD.	AF inch	L (mm)	A (mm)	B (mm)	Pt	Kg		
53595	1.7/8			31		3,8		
53596	1.15/16		75					
53597	2			33				
53598	2.1/16		80			4		
53599	2.1/8		85	36				
53600	2.3/16	150						
53601	2.1/4		90					
53602	2.5/16							
53603	2.3/8			39		5		
53604	2.7/16		95					
53605	2.1/2							
53606	2.9/16							
53607	2.5/8		100					
53608	2.11/16			40		6		
53609	2.3/4		105					
53610	2.13/16	170				7		
53611	2.7/8		110	42				
53612	2.15/16							
53613	3		115					
53614	3.1/16							
53615	3.1/8		115		12		1	-
53616	3.3/16		120			8		
53617	3.1/4			50				
53618	3.5/16		125					
53619	3.3/8							
53620	3.7/16							
53621	3.1/2	180				9		
53622	3.9/16		130					
53623	3.5/8			55				
53624	3.11/16		135					
53625	3.3/4							
53626	3.13/16					10		
53627	3.7/8		140					
53628	3.15/16							
53629	4							
53642	4.1/16		145			11		
53643	4.1/8							
53644	4.3/16		150	60		12		
53645	4.1/4					13		
53646	4.5/16	190						
53647	4.3/8		155			14		
53648	4.1/2		160			16		
53649	4.5/8		165			17		
53650	4.3/4			75		18		

DIN 3129

### FEATURES





CrMo

IMPACT SOCKET BITS

1.1/2"





HEXAGONAL

MM

COD.		L (mm)			
53257	17	105			
53258	18				
53259	19				
53260	20		2,3		
53261	21				
53262	22				
53263	23	110			
53264	24		2,4		
53265	25				
53266	26		2,5		
53267	27				
53268	28				
53269	29		2,6		
53270	30				
53271	31	115			
53272	32		2,7		
53273	33			1	-
53274	34				
53275	35		2,8		
53276	36	120			
53277	37				
53278	38		2,9		
53279	39				
53280	40		3,0		
53281	41	125	3,1		
53282	42				
53283	43		3,3		
53284	44				
53285	45	130	3,4		
53286	46				
53287	50	135	3,9		
53288	55	140	4,5		



INCH.

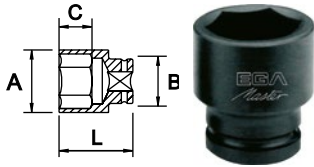
COD.		L (mm)			
53289	11/16	105			
53290	3/4				
53291	13/16		2,3		
53292	7/8				
53293	15/16	110	2,4		
53294	1		2,5		
53295	1.1/16				
53296	1.1/8		2,6		
53297	1.3/16				
53298	1.1/4	115	2,7		
53299	1.5/16				
53300	1.3/8		2,8	1	-
53301	1.7/16	120			
53302	1.1/2		2,9		
53303	1.9/16		3,0		
53304	1.5/8	125	3,1		
53305	1.11/16		3,3		
53306	1.3/4		3,4		
53307	1.13/16	130			
53308	1.7/8		3,7		
53309	1.15/16		3,8		
53310	2	135	3,9		
53311	2.3/16	140	4,5		



# 2.1/2"

## STANDARD 6PT

MM



COD.	AF (mm)	L (mm)	A (mm)	B (mm)	C (mm)	Pt	Kg		
68817	41		80						
68818	42								
68819	46		85						
68820	50	120	90		36				
68821	55		95				7,5		
68822	60		100						
68823	65		105						
65452	70		110		40				
65453	75	125	120		45				
65454	80		125				8,0		
65455	85	130	130		50		8,5		
65456	90		135				9,0		
65457	95	140	140		55		11		
65458	100		145						
65459	105	145	155		60		13		
65460	110	155	160		65		15		
65461	115	160	165		70		16		
65462	120		175						
65463	125	165	180	130	75	6	18	1	-
65464	130	170	185				19		
65465	135	175	190						
65466	140	180	200		80		20		
65467	145	185							
65468	150	190	210		85		21		
65469	155	195	220		90		25		
65470	160	200	230				28		
65471	165						30		
65472	170	210			95		32		
65473	175		240				35		
65474	180		250		110		37		
65475	185	220	260				40		
65476	190		270				43		
65477	200						46		
68824	205		280				49		
68825	210	230			120		55		
68826	215		290				60		
68827	220		300						
68828	225		310				65		

DIN 3129

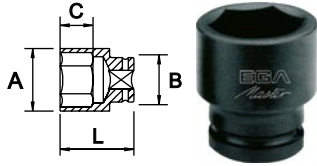
### FEATURES

Cr-Mo

STANDARD 6PT

**2.1/2"**

INCH



COD.	AF <sup>inch</sup>	L (mm)	A (mm)	B (mm)	C (mm)	Pt	Kg		
68744	2		90						
68745	2.1/16								
68746	2.1/8								
68747	2.3/16		95						
68748	2.1/4				36				
68749	2.5/16	120	100			7,5			
68750	2.3/8								
68751	2.7/16								
68752	2.1/2								
68753	2.9/16		105						
68754	2.5/8								
68755	2.11/16			40					
68756	2.3/4		110			7,6			
68757	2.13/16								
68758	2.7/8		115						
68759	2.15/16				45	7,7			
68760	3	125	120						
68761	3.1/16								
68762	3.1/8					7,8			
68763	3.3/16		125						
68764	3.1/4								
68765	3.5/16			50					
68766	3.3/8		130			8,4			
68767	3.7/16	130							
68768	3.1/2								
68769	3.9/16		135			8,8			
68770	3.5/8				130	6	1	-	
68771	3.11/16				55				
68772	3.3/4		140			11			
68773	3.13/16	140							
68774	3.7/8		145						
68775	3.15/16								
68776	4		150		60				
68777	4.1/16								
68778	4.1/8	145	155			13			
68779	4.3/16								
68780	4.1/4								
68781	4.5/16	155	160		65				
68782	4.3/8								
68783	4.1/2		165						
68784	4.9/16					15			
68785	4.5/8	160	170		70				
68786	4.11/16								
68787	4.3/4		175			16			
68788	4.13/16								
68789	4.7/8	165	180		75	18			
68790	4.15/16								
68791	5	170	185			19			
68792	5.1/4								
68793	5.5/16	175	190		80				
68794	5.3/8								
68795	5.1/2	180	200			20			
68796	5.3/4	185	210		85				
68797	6								

COD.	AF <sup>inch</sup>	L (mm)	A (mm)	B (mm)	C (mm)	Pt	Kg		
68798	6.1/4		220						
68799	6.5/16	200	230		90		28		
68800	6.3/8								
68801	6.1/2						30		
68802	6.3/4	210	240		95		32		
68803	7						35		
68804	7.1/4		250		110				
68805	7.5/16	220	260				40		
68806	7.3/8			130		6		1	-
68807	7.1/2		270				43		
68808	7.3/4		280				49		
68809	8						55		
68810	8.1/4			120					
68811	8.5/16	230	290				60		
68812	8.3/8								
68813	8.1/2								
68814	8.3/4		300				65		
68815	9								

DIN 3129

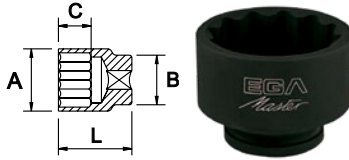
**FEATURES**





Cr-Mo

# 2.1/2"

## STANDARD 12PT

MM



COD.		L (mm)	A (mm)	B (mm)	C (mm)	Pt			
53823	41		80				7		
53824	42		85						
53825	46		90						
53826	50	120	95		36				
53827	55		100						
53828	60		105						
53829	65		110		40		8		
53725	70	125	120		45				
53726	75		130						
53727	80		135		50		9		
53728	85	130	140		55		11		
53729	90	140	145		60		13		
53730	95	145	155		65		15		
53731	100	155	165		70		16		
53732	105	160	175		75	12	18	1	-
53733	110	170	185	130	80		19		
53734	115	175	190		85		20		
53735	120	180	200		90		21		
53736	125	185	210		95		25		
53737	130	190	220		100		28		
53738	135	195	230		105		30		
53739	140	200	240		110		35		
53740	145	205	250		115		37		
53741	150	210	260		120		40		
53742	155	215	270		125		43		
53743	160	220	280		130		46		
53744	165	225	290		135		49		
53745	170	230	300		140		55		
53746	175	235	310		145		60		
53747	180	240			150		65		
53748	185	245			155				
53749	190	250			160				
53750	200	260			170				
53830	205	270			180				
53831	210	280			190				
53832	215	290			200				
53833	220	300			210				
53834	225	310			220				

 DIN 3129

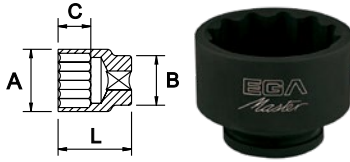
### FEATURES

CrMo

STANDARD 12PT

**2.1/2"**

INCH



COD.	AF inch	L (mm)	A (mm)	B (mm)	C (mm)	Pt	Kg		
53751	2		90						
53752	2.1/16								
53753	2.1/8								
53754	2.3/16		95						
53755	2.1/4				36				
53756	2.5/16	120	100						
53757	2.3/8								
53758	2.7/16								
53759	2.1/2								
53760	2.9/16		105						
53761	2.5/8								
53762	2.11/16				40		8		
53763	2.3/4		110						
53764	2.13/16								
53765	2.7/8		115						
53766	2.15/16				45				
53767	3	125	120						
53768	3.1/16								
53769	3.1/8								
53770	3.3/16		125						
53771	3.1/4								
53772	3.5/16				50				
53773	3.3/8		130						
53774	3.7/16	130							
53775	3.1/2								
53776	3.9/16		135				9		
53777	3.5/8			130		12		1	-
53778	3.11/16				55				
53779	3.3/4		140				11		
53780	3.13/16	140							
53781	3.7/8		145						
53782	3.15/16								
53783	4		150		60				
53784	4.1/16								
53785	4.1/8	145	155				13		
53786	4.3/16								
53787	4.1/4		160						
53788	4.5/16	155	155		65				
53789	4.3/8		160						
53790	4.1/2		165						
53791	4.9/16						15		
53792	4.5/8	160	170		70				
53793	4.11/16								
53794	4.3/4		175				16		
53795	4.13/16								
53796	4.7/8	165	180		75		18		
53797	4.15/16								
53798	5	170					19		
53799	5.1/4		185						
53800	5.5/16	175	190		80		20		
53801	5.3/8								
53802	5.1/2	180	200						
53803	5.3/4	185	210		85				

COD.	AF inch	L (mm)	A (mm)	B (mm)	C (mm)	Pt	Kg			
53804	6	185	210		85		20			
53805	6.1/4		220							
53806	6.5/16				90		28			
53807	6.3/8	200	230							
53808	6.1/2						30			
53809	6.3/4				95		32			
53810	7	210	240				35			
53811	7.1/4		250		110					
53812	7.5/16						40			
53813	7.3/8	220	260	130		12		1	-	
53814	7.1/2		270				43			
53815	7.3/4		280				49			
53816	8						55			
53817	8.1/4				120					
53818	8.5/16									
53819	8.3/8	230	290				60			
53820	8.1/2									
53821	8.3/4									
53822	9		300				65			

DIN 3129

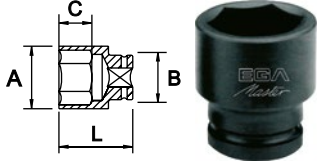
FEATURES	
CrMo	



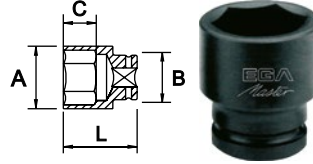
STANDARD 6PT

3.1/2"

MM



INCH



COD.	AF mm	L (mm)	A (mm)	B (mm)	C (mm)	Pt	Kg		
67500	100		170				16		
67501	105	180	175		100		17		
67502	110		185				21		
67503	115	200	190		115		24		
67504	120		195				25		
67505	125		200	180			28		
67506	130	210	210		120		30		
67507	135				125		34		
67508	140		220		130		37		
67509	145	220	230				39		
67510	150		240		135		43		
67511	155						45		
67512	160		250		140		50		
67513	165	230	260				55		
67514	170						60		
67515	175		270	200	145				
67516	180				150				
67517	185	240	280			65		1	
67518	190		290		155	6			
67519	195		300				70		
67520	200				160		80		
67521	205	250	310				85		
67522	210		320		165				
67523	215		330				90		
67524	220	260	340		170				
67525	225						95		
67526	230		350		175		105		
67527	235	270	360				110		
67528	240		370	230	185				
67529	245						115		
67530	250	280	380		190		120		
67531	255		390				125		
67532	260				195		130		
67533	265	290	400				135		
67534	270		410				140		
67535	275		420		200		145		
67536	280	300	430				150		

DIN 3129

FEATURES

Cr-Mo

COD.	AF inch	L (mm)	A (mm)	B (mm)	C (mm)	Pt	Kg		
68830	4		170				16		
68831	4.1/16		175						
68832	4.1/8						17		
68833	4.3/16	180	180		100				
68834	4.1/4								
68835	4.5/16								
68836	4.3/8		185				21		
68837	4.1/2								
68838	4.9/16		190				24		
68839	4.5/8				115				
68840	4.11/16		195	180					
68841	4.3/4	210					25		
68842	4.13/16		200						
68843	4.7/8								
68844	4.15/16						28		
68845	5		210		120				
68846	5.1/4						30		
68847	5.5/16								
68848	5.3/8	220	220		125		34		
68849	5.1/2				130		37		
68850	5.3/4		230						
68851	6		240		135		43		
68852	6.1/4								
68853	6.5/16	230	250		140	6	50	1	
68854	6.3/8								
68855	6.1/2		260				55		
68856	6.3/4		270	200	145		60		
68857	7								
68858	7.1/4	240	280						
68859	7.5/16				150		66		
68860	7.3/8		290						
68861	7.1/2				155		70		
68862	7.3/4	250	300				80		
68863	8		310		160				
68864	8.1/4								
68865	8.5/16		320		165		85		
68866	8.3/8	260							
68867	8.1/2		330				90		
68868	8.3/4				170				
68869	9		350				105		
68870	9.1/4	270		230	175				
68871	9.5/16		360				110		
68872	9.3/8								
68873	9.1/2		370		185				
68874	9.3/4	280	380				115		
68875	10		390		190		125		
68876	10.1/4	290	400		195		130		

DIN 3129

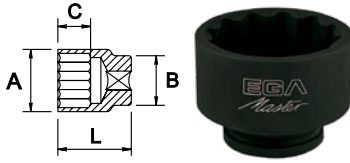
FEATURES

Cr-Mo

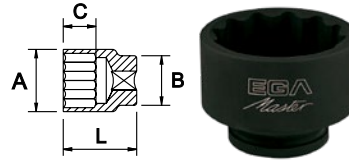
STANDARD 12PT

**3.1/2"**

MM



INCH



COD.	AF <sup>±</sup> mm	L (mm)	A (mm)	B (mm)	C (mm)	Pt	Kg	Icon 1	Icon 2
53835	100		170				16		
53836	105	180	175		100		17		
53837	110		185				21		
53838	115		190				24		
53839	120	210	195		115		25		
53840	125		200	180			28		
53841	130		210		120		30		
53842	135				125		34		
53843	140	220	220		130		37		
53844	145		230				40		
53845	150						43		
53846	155	230	240		135		46		
53847	160		250		140		50		
53848	165		260				55		
53849	170		270	200	145		60		
53850	175	240							
53851	180		280		150				
53852	185		290			65			
53853	190				155	12		1	-
53854	195	250	300			70			
53855	200		310		160		80		
53856	205		320						
53857	210				165		85		
53858	215	260	330				90		
53859	220		340		170		95		
53860	225		350						
53861	230	270			175		105		
53862	235		360				110		
53863	240		370	230	185				
53864	245	280	380				115		
53865	250				190		120		
53866	255		390				125		
53867	260	290	400		195		130		
53868	265		410				135		
53869	270				200		140		
53870	275	300	420				145		
53871	280		430		210		150		

COD.	AF <sup>±</sup> inch	L (mm)	A (mm)	B (mm)	C (mm)	Pt	Kg	Icon 1	Icon 2	Icon 3
53872	4		170				16			
53873	4.1/16		175							
53874	4.1/8						17			
53875	4.3/16	180			100					
53876	4.1/4		180							
53877	4.5/16						21			
53878	4.3/8		185							
53879	4.1/2									
53880	4.9/16		190				24			
53881	4.5/8									
53882	4.11/16		195	180	115					
53883	4.3/4	210					25			
53884	4.13/16		200							
53885	4.7/8									
53886	4.15/16				120		28			
53887	5		210							
53888	5.1/4						30			
53889	5.5/16									
53890	5.3/8	220	220		125		34			
53891	5.1/2									
53892	5.3/4		230		130		37			
53893	6		240		135		43			
53894	6.1/4									
53895	6.5/16	230	250		140	12	50	1	-	
53896	6.3/8									
53897	6.1/2		260				55			
53898	6.3/4									
53899	7		270	200	145		60			
53900	7.1/4	240	280							
53901	7.5/16				150		65			
53902	7.3/8		290							
53903	7.1/2									
53904	7.3/4	250	300		155		70			
53905	8		310		160		80			
53906	8.1/4									
53907	8.5/16		320		165		85			
53908	8.3/8	260								
53909	8.1/2		330				90			
53910	8.3/4				170		95			
53911	9		350				105			
53912	9.1/4	270		230	175					
53913	9.5/16		360				110			
53914	9.3/8									
53915	9.1/2	280	370		185					
53916	9.3/4		380				115			
53917	10		390		190		125			
53918	10.1/4	290	400		195		130			

DIN 3129

FEATURES





CrMo

DIN 3129

FEATURES





CrMo

## ADAPTER

COD.				
60696	3/8-1/2	50		
60698	1/2-3/8	110		
60699	1/2-3/4	130		
60700	3/4-1/2	370	6	•
60701	3/4-1	410		
60702	1-3/4	600		

DIN 3121







COD.				
68698	1-1.1/2	1100		
65448	1.1/2-1	2100		
65449	1.1/2-2.1/2	4000	6	•
65478	2.1/2-1.1/2	4500		

DIN 3121







## UNIVERSAL JOINT

COD.				
60704	3/8	80	6	•
60705	1/2	180		

DIN 3121







COD.				
60706	3/4	600	4	
60707	1	1250	2	
60708	1.1/2	3000		•
60709	2.1/2	6000	1	

DIN 3121



## EXTENSION

COD.		L (mm)			
60710	3/8	75	80		
60711		125	220		
60713	1/2	250	430		
57368		100	450		
60714		175	850	6	
57369	3/4	250	1050		
57370		450	1900		
57371		600	2450		•
57401		150	1050		
60716		175	1500		
57402	1	250	1850	4	
60717		330	2550		
57403		450	3400		
65450	1.1/2	250	5500	1	
65451		300	6500		

DIN 3121



## SECURITY O-RING

COD.	AF inch	Range (mm)	g	
60724	3/4	17-46	5,0	
60725		50-60		
63274	1	24-38	10	
60726		38-70		
60727		75-80		
60783	1.1/2	34-109	6	
61282		110-150		
60784	2.1/2	41-70	20	
63275		70-200		
63276		200-225		



## SECURITY PIN

COD.	AF inch	Range (mm)	g	
60732	3/4	17-46	10	
60733		50-60		
63277	1	24-38	15	
60734		38-70		
60735		75-80		
60767	1.1/2	34-110	6	
61054		110-150		
63278	2.1/2	41-70	20	
60768		70-200		
63279		200-225		



## SETS

**1/2"**

### STANDARD

#### MM

COD.	AF inch	PCS.	Pt	Kg
60693	1/2	10	6	3,5



Composition	Description	
60606, 60607, 60609, 60610, 60612, 60613, 60614, 60615, 60616, 60618	Socket wrenches	13-14-16-17-19-21-22-24-27-30 mm

COD.	AF inch	PCS.	Pt	Kg
61265	1/2	10	6	3,0

Composition	Description	
60603, 60604, 60605, 60606, 60607, 60610, 60612, 60613, 60614, 60615	Socket wrenches	10-11-12-13-14-17-19-21-22-24 mm

#### INCH

COD.	AF inch	PCS.	Pt	Kg
61267	1/2	11	6	3,2





Composition	Description	
65213, 65214, 65215, 65216, 65217, 65218, 65219, 65220, 65221, 65222, 65223	Socket wrenches	3/8"-7/16"-1/2"-9/16"-5/8"-11/16"-3/4"-13/16"-7/8"-15/16"-1"

# 1/2"


## SETS

### LONG SOCKETS



#### MM

COD.		PCS.	Pt	
<b>61266</b>	1/2	10	6	4,0




Composition	Description		
60660, 60661, 60662, 60663, 60664, 60666, 60668, 60669, 60670, 60672	Long socket wrenches	10-11-12-13-14-17-19-21-22-24 mm	

#### INCH

COD.		PCS.	Pt	
<b>61268</b>	1/2	11	6	4,2





Composition	Description		
55630, 55631, 55632, 55633, 55634, 55635, 55636, 55637, 55638, 55639, 55640	Long socket wrenches	3/8"-7/16"-1/2"-9/16"-5/8"-11/16"-3/4"-13/16"-7/8"-15/16"-1"	

## SETS

# 3/4"



### STANDARD

#### MM

COD.		PCS.	Pt	
<b>60694</b>	3/4	8	6	5,0



Composition	Description		
60625, 60626, 60628, 60629, 60630, 60632, 60633, 60634	Socket wrenches	26-27-29-30-32-34-36-38 mm	

COD.		PCS.	Pt	
<b>61269</b>	3/4	8	6	5,0

Composition	Description		
60621, 60622, 60624, 60626, 60629, 60630, 60633, 60635	Socket wrenches	21-22-24-27-30-32-36-41 mm	

#### INCH


COD.		PCS.	Pt	
<b>61271</b>	3/4	8	6	5,0




Composition	Description		
65231, 65232, 65233, 65235, 65236, 65237, 65238, 65239	Socket wrenches	1"-1.1/16"-1.1/8"-1.1/4"-1.5/16"-1.3/8"-1.7/16"-1.1/2"	

### LONG SOCKETS

#### MM

COD.		PCS.	Pt	
<b>61270</b>	3/4	8	6	6,0



Composition	Description		
60680, 60681, 60682, 60684, 60685, 60686, 60689, 60691	Long socket wrenches	21-22-24-27-30-32-36-41 mm	

SETS

3/4"

LONG SOCKETS

INCH

COD.	AF inch	PCS.	Pt	Kg
<b>61272</b>	3/4	8	6	6,0
Composition		Description		
65245, 65246, 65247, 65249, 65250, 65251, 57360, 65252		Long socket wrenches		1"-1.1/16"-1.1/8"-1.1/4"-1.5/16"-1.3/8"-1.7/16"-1.1/2"



SETS

1"

STANDARD

MM

COD.	AF inch	PCS.	Pt	Kg
<b>61273</b>	1	9	6	7,5
Composition		Description		
65534, 65535, 65536, 65537, 65538, 60640, 60641, 60643, 60644		Socket wrenches		24-27-30-32-36-38-41-46-50 mm



INCH

COD.	AF inch	PCS.	Pt	Kg
<b>61275</b>	1	9	6	7,5
Composition		Description		
65253, 65255, 65257, 65258, 65261, 65263, 65265, 65267, 65268		Socket wrenches		1"-1.1/8"-1.1/4"-1.5/16"-1.1/2"-1.5/8"-1.3/4"-1.7/8"-2"



LONG SOCKETS

MM

COD.	AF inch	PCS.	Pt	Kg
<b>61274</b>	1	9	6	7,5
Composition		Description		
65539, 65540, 65541, 65542, 65543, 65544, 63883, 65546, 65547		Long socket wrenches		24-27-30-32-36-38-41-46-50 mm



INCH

COD.	AF inch	PCS.	Pt	Kg
<b>61276</b>	1	9	6	11
Composition		Description		
65274, 65276, 65277, 65280, 65282, 65284, 65286, 65287		Long socket wrenches		1"-1.1/8"-1.1/4"-1.5/16"-1.1/2"-1.5/8"-1.3/4"-1.7/8"-2"

