

STAINLESS STEEL WAFER SWING CHECK VALVE FKM


PRODUCT EVOLUTION



Be careful, our check valves Ref.365 are changing

**We currently have 2 different types available (according to DN)
with different design and gaskets dimensions**

Marking for the new check valves N :



At the end, only the new types with marking N (new design) will be available (from page 2 to 7)

STAINLESS STEEL WAFER SWING CHECK VALVE FKM

Wafer stainless steel swing check valve for chemical and pharmaceutical industries, petrochemical industries and hydraulic installation.

Stainless steel body and disc with FKM seat.

Wafer type with short length and with a removable hoisting eye for easy installation.

Certificate

3.1



NEW TYPE



Size : DN40 to DN600

Connection : Between flanges PN10/16 according to DN Class 150 (PN20) from DN100 to 400

Min Temperature : -10°C

Max Temperature : +180°C

Max Pressure : 16 Bars up to DN200, 10 bars over

Specifications : FKM seat

Horizontal or vertical position with ascendant fluid

Wafer type

Removable hoisting eye

Weak headloss

Materials : Stainless steel ASTM A351 CF8M

STAINLESS STEEL WAFER SWING CHECK VALVE FKM

SPECIFICATIONS :

- Wafer swing check valve
- Vertical position with ascendant fluid or horizontal position (respect the flow direction indicated by the arrow)
- Between flanges PN10/16 up to DN150, PN16 over and Class 150 (PN20) from DN100 to 400
- With removable hoisting eye
- Short length
- Economical solution
- Monobloc disc and stem for a better mechanical strength
- Integrated body gasket

USE :

- Chemical and pharmaceutical industries, petrochemical industries, hydraulic installation
- Min and max Temperature Ts : - 10°C to + 180°C
- Max Pressure Ps : 16 bars up to DN 200 included and 10 bars over
- **Do not use with pulsatory speed**
- **Max Speed : 3 M. / Sec.**

FLOW COEFFICIENT Kvs (in m³/h) :

DN	40	50	65	80	100	125	150	200
Kvs (m ³ /h)	21.88	44.72	46.72	117.89	226.23	453.44	649.86	1322.6

DN	250	300	350	400	450	500	600
Kvs (m ³ /h)	2147.4	2993.2	4020.2	5430.7	6840	9080.8	13758.4

HEAD LOSS CALCULATIONS:

$$\Delta p = (Q / K_v)^2 \times SG$$

Q : flow in m³/h

Δp : Head loss in bar

SG : Specific gravity (= 1 for water)

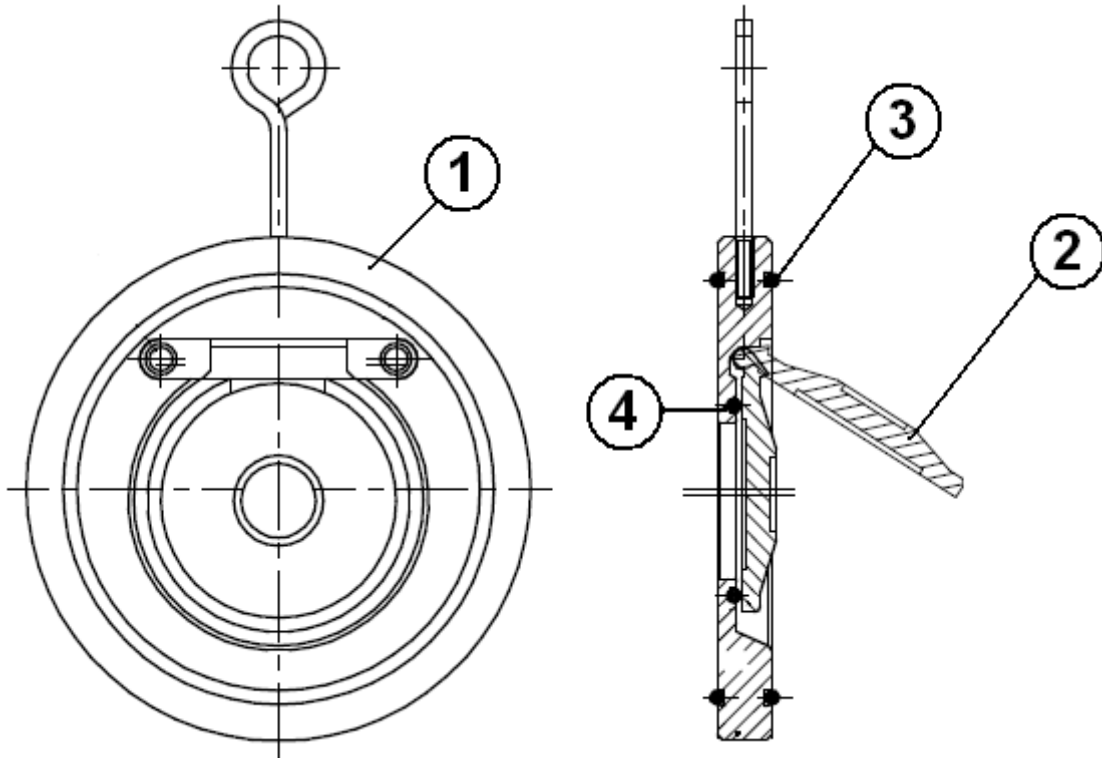
Kv : Volume of water in m³/h, that will flow through a given restriction or valve opening with a pressure drop of 1 bar at 20°C)

CONNECTION :

- Stainless steel body with FKM gasket between flanges PN10/16 up to DN150, PN16 over **Ref. 365** DN40 to DN 600
- Stainless steel body with FKM gasket between flanges PN10 **Ref. 365401 and 365451** DN400 to DN 450
- Between flanges Class 150 PN20 possible from DN100 to 400

STAINLESS STEEL WAFER SWING CHECK VALVE FKM

MATERIALS :



Item	Designation	Materials
1	Body	ASTM A351 CF8M
2	Disc	
3	Seat	FKM
4	Gasket	

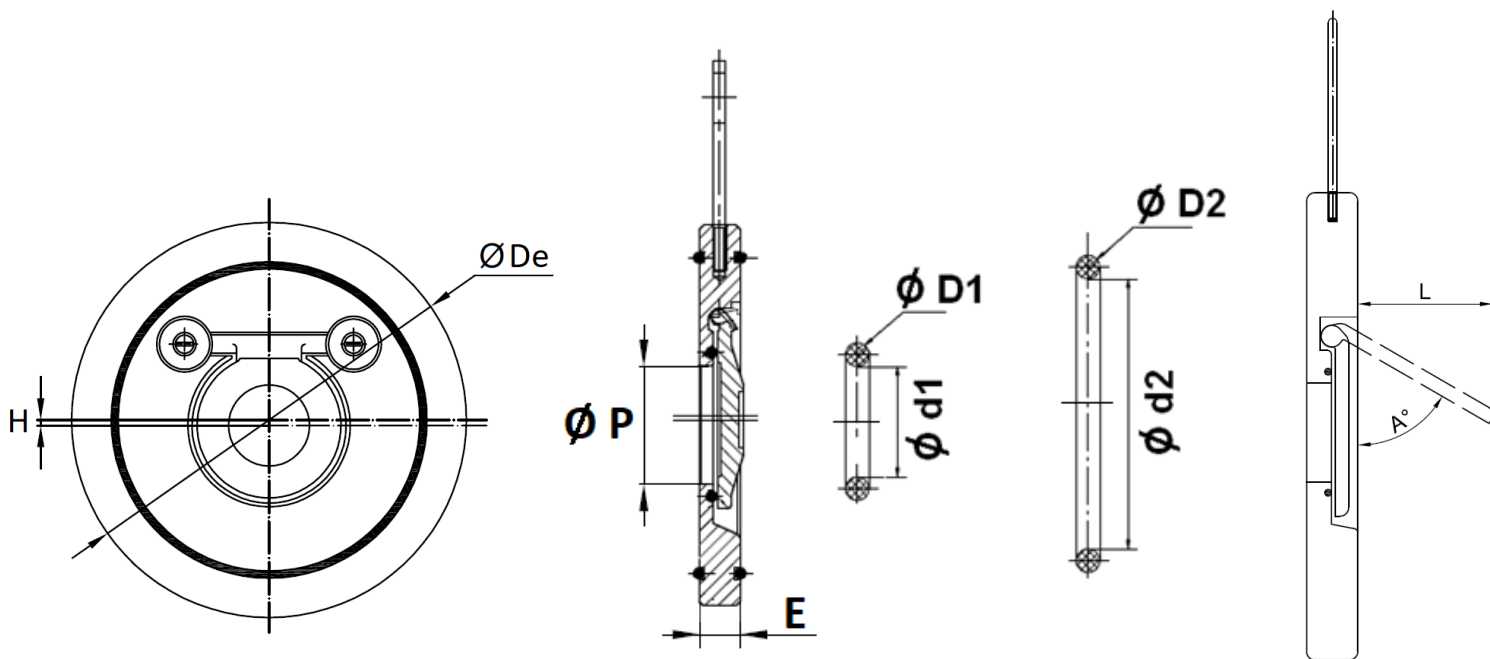
STAINLESS STEEL WAFER SWING CHECK VALVE FKM

SIZE (in mm) :

CLOSED POSITION

GASKETS

OPENED POSITION



PN	PN10/16							PN16								
DN	40	50	65	80	100*	125*	150*	200*	250*	300*	350*	400*	450	500	600	
E	14	14	14	14	18	18	20	22	26	32	38	44	50	56	62	
Ø De	94	109	129	144	164	194	220	275	331	386	446	497	557	619	736	
H	1		2	3			5			6	10	12				14
Ø P	19	27	28	43.5	60	83.5	100	141	179	212	246	285	320	366	448	
L	25.3	33.7	42.1	54.2	72.1	92.9	111.9	150.3	190.5	228.1	253.4	291.5	328.6	366.2	446.8	
A (°)		65	65	60.4	62.9	62.7	65.4	61.5	63.4	67.8	64.1	63.7	64.4	65.8	65.5	
Ø d2	70.1	80.7	100.2	107.8	134.8	158	186	240.1	284.4	328	385	435	486	534	630	
Ø D2	3.8									6	8					
Ø d1	21.6	29.3	34.8	48.7	62.9	84.8	101.5	144	181.6	216.4	259.2	298.2	336.2	382.2	468.2	
Ø D1	3				3.8					6	8					
Weight (Kg)	0.69	0.86	1.2	1.49	2.42	3.29	4.72	7.92	13.73	21.04	31.5	47	70	96	135	
Ref.	365040	365050	365065	365080	365100	365125	365150	365200	365250	365300	365350	365400	365450	365500	365600	

*installation possible between Class 150 (PN20) flanges from DN100 to DN400

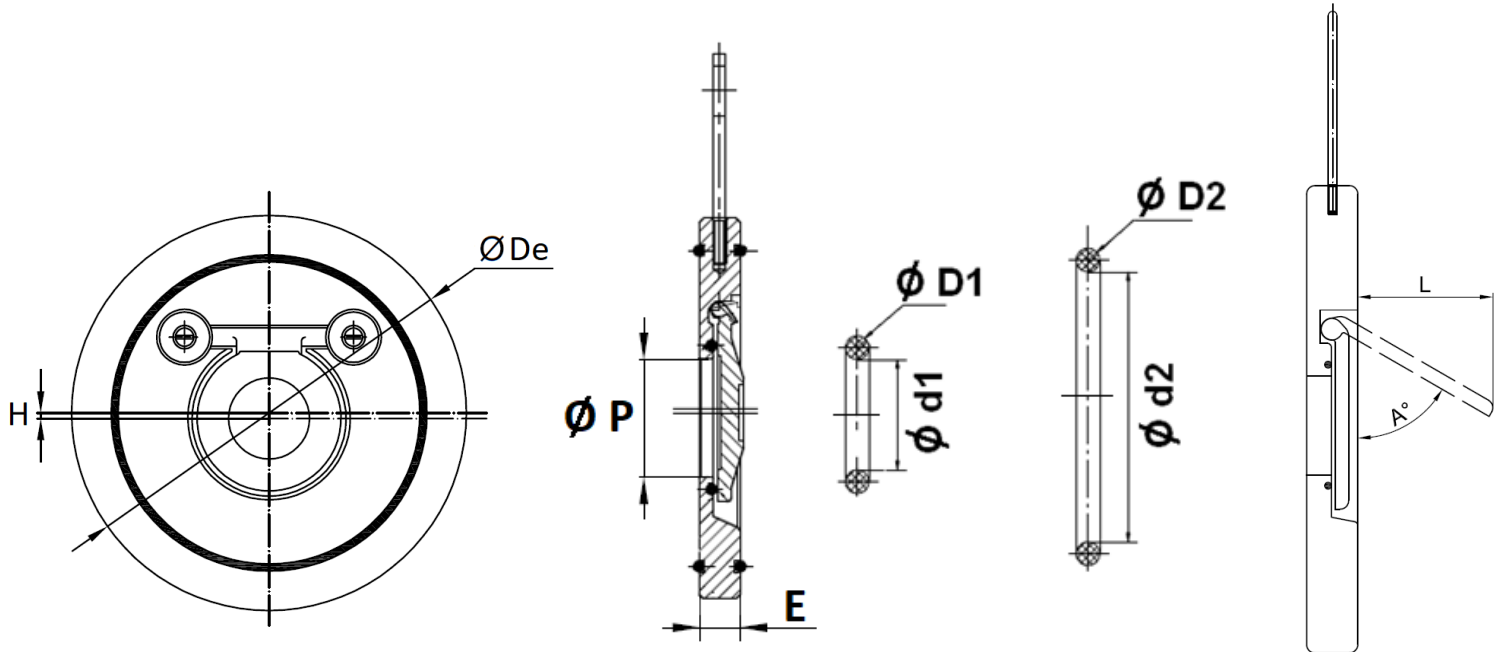
STAINLESS STEEL WAFER SWING CHECK VALVE FKM

SIZE BETWEEN FLANGES PN10 TYPES (in mm) :

CLOSED POSITION

GASKETS

OPENED POSITION



PN	PN10	
DN	400	450
E	44	50
Ø De	491	541
Ø P	285	320
L	291.5	328.6
A (°)	63.7	64.4
H	12	
Ø d2	435	486
Ø D2	8	
Ø d1	298.2	336.2
Ø D1	8	
Weight (in Kg)	47	70
Ref.	365401	365451

STAINLESS STEEL WAFER SWING CHECK VALVE FKM

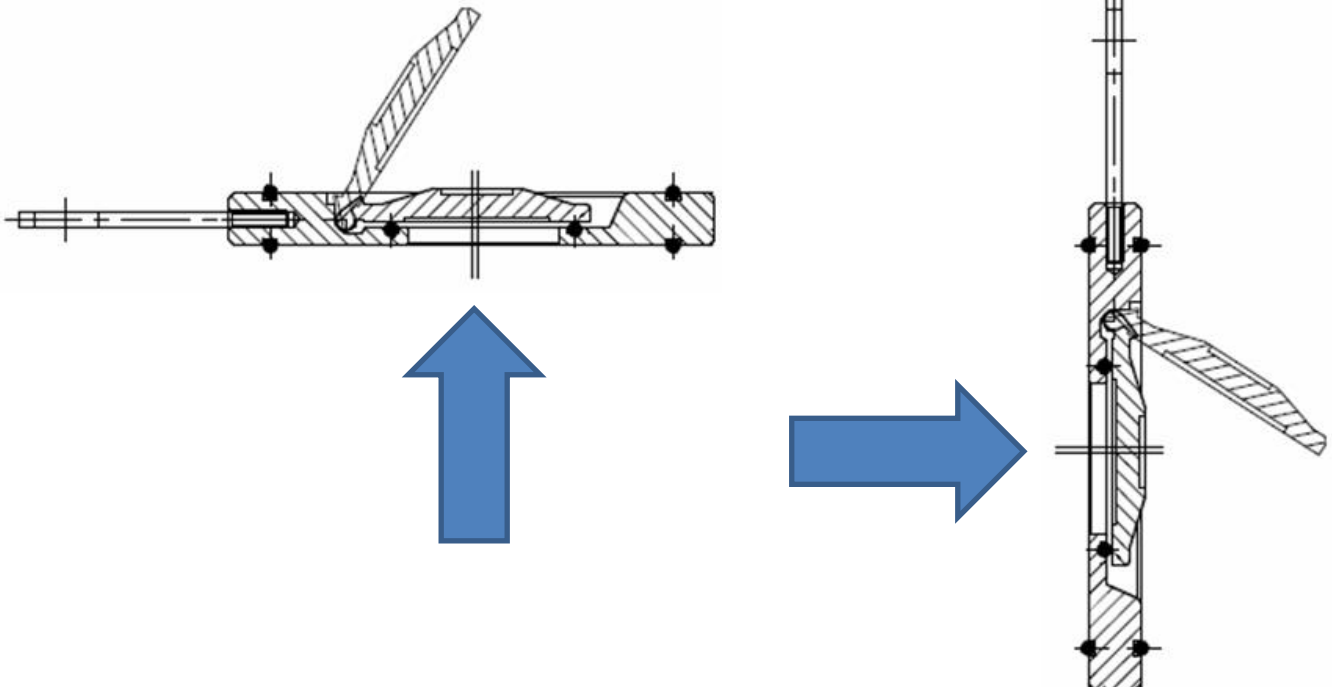
STANDARDS :

- Manufacturer certified ISO 9001 : 2015
- Designing according to API 594 and EN 16767
- Pressure tests according to API 598, table 6
- DIRECTIVE 2014/68/EU : CE N° 0035 Risk category III module H
- Certificate 3.1 on request
- Length according to EN 558 series 97 (NF 29377)
- Between flanges according to EN 1092-1 PN10/16

INSTALLATION POSITIONS :

Vertical position (ascendant fluid)

Horizontal position



ADVICE : Our opinion and our advice are not guaranteed and SFERACO shall not be liable for the consequences of damages. The customer must check the right choice of the products with the real service conditions.

STAINLESS STEEL WAFER SWING CHECK VALVE FKM

Wafer stainless steel swing check valve for chemical and pharmaceutical industries, petrochemical industries and hydraulic installation.

Stainless steel body and disc with FKM seat.

Wafer type with short length and with a removable hoisting eye for easy installation.



Size : DN40 to DN600

Connection : Between flanges PN10/16 according to DN Class 150 (PN20) from DN100 to 400

Min Temperature : -10°C

Max Temperature : +180°C

Max Pressure : 16 Bars up to DN200, 10 bars over

Specifications : FKM seat

Horizontal or vertical position with ascendant fluid

Wafer type

Removable hoisting eye

Weak headloss

Materials : Stainless steel ASTM A351 CF8M

STAINLESS STEEL WAFER SWING CHECK VALVE FKM

SPECIFICATIONS :

- Wafer swing check valve
- Vertical position with ascendant fluid or horizontal position (respect the flow direction indicated by the arrow)
- Between flanges PN10/16 up to DN150, PN16 over and Class 150 (PN20) from DN100 to 400
- With removable hoisting eye
- Short length
- Economical solution
- Monobloc disc and stem for a better mechanical strength
- Integrated body gasket

USE :

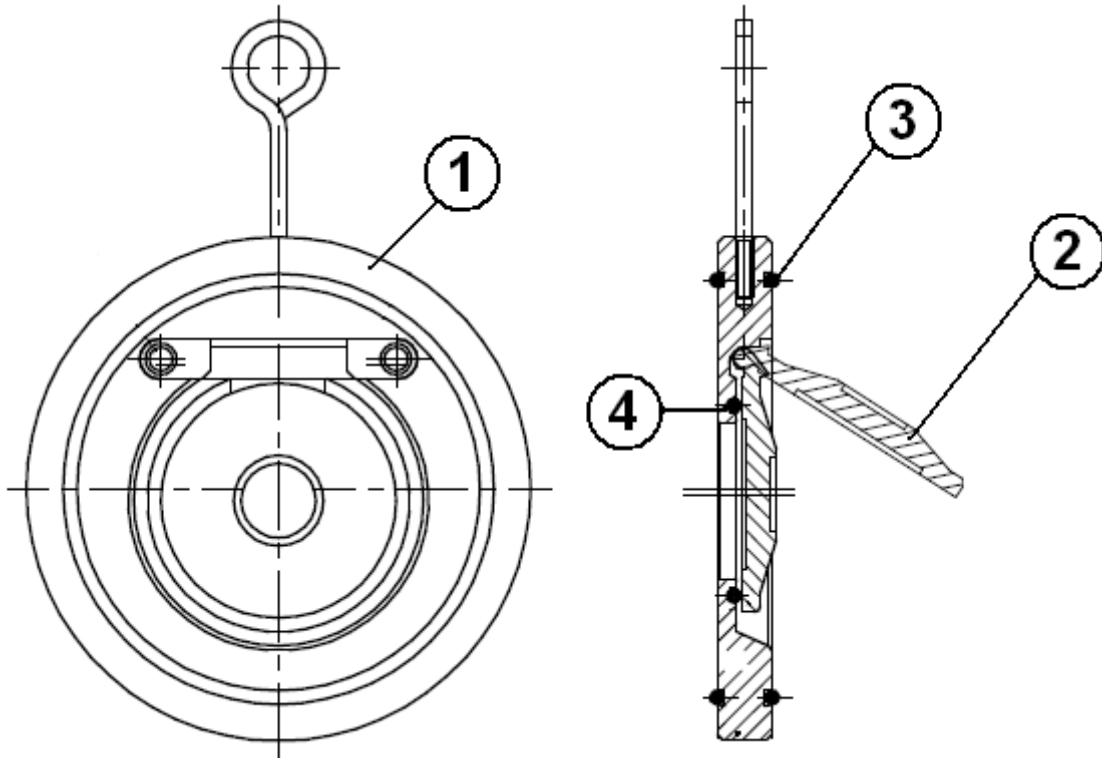
- Chemical and pharmaceutical industries, petrochemical industries, hydraulic installation
- Min and max Temperature Ts : - 10°C to + 180°C
- Max Pressure Ps : 16 bars up to DN 200 included and 10 bars over
- **Do not use with pulsatory speed**
- **Max Speed : 3 M. / Sec.**

CONNECTION :

- Stainless steel body with FKM gasket between flanges PN10/16 up to DN150, PN16 over **Ref. 365** DN40 to DN 600
- Stainless steel body with FKM gasket between flanges PN10 **Ref. 365401 and 365451** DN400 to DN 450
- Between flanges Class 150 PN20 possible from DN100 to 400

STAINLESS STEEL WAFER SWING CHECK VALVE FKM

MATERIALS :



Item	Designation	Materials
1	Body	ASTM A351 CF8M
2	Disc	
3	Seat	FKM
4	Gasket	FKM

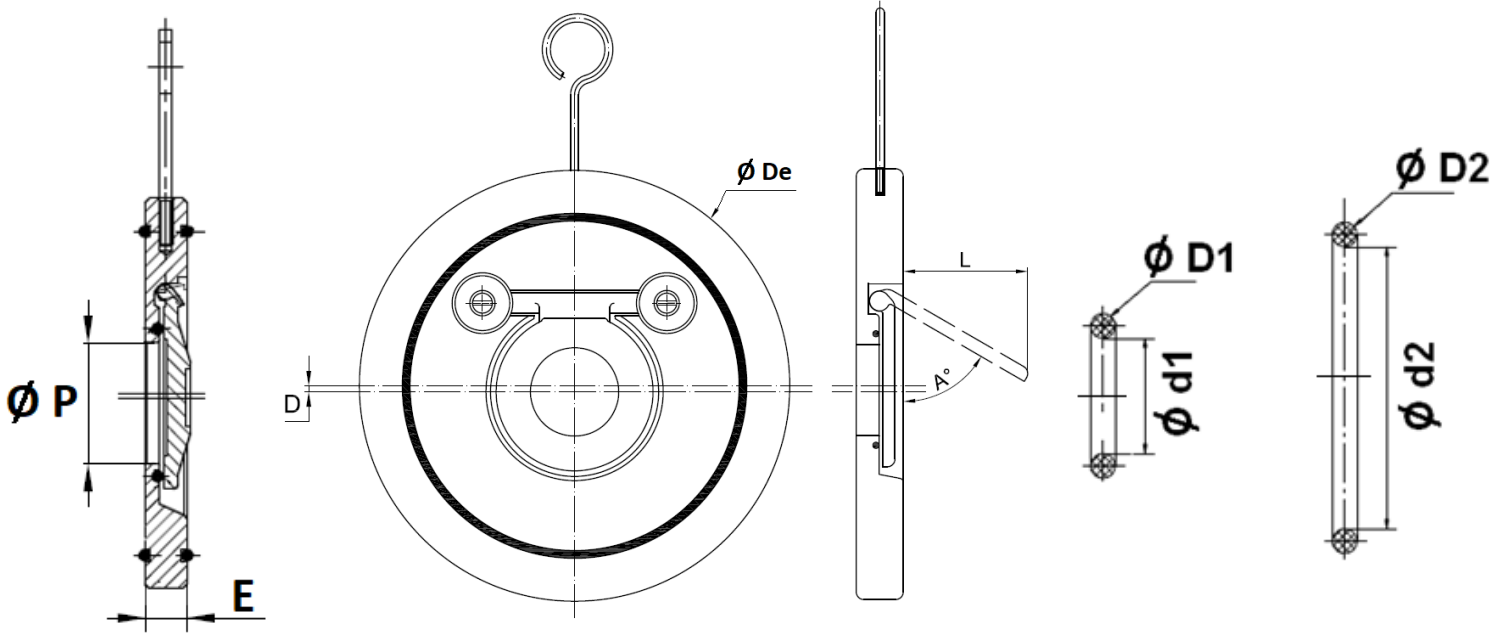
STAINLESS STEEL WAFER SWING CHECK VALVE FKM

SIZE (in mm):

CLOSED CHECK VALVE

OPENED CHECK VALVE

GASKETS



DN	40	50	65	80	100	125	150	200	250	300	350	400	450	500	600	
E	14	14	14	14	18	18	20	22	26	32	38	44	50	56	62	
Ø De	94	109	129	144	164	194	220	275	331	386	446	497	557	619	736	
Ø P	22	32	40	54	70	92	112	154	192	227	270	315	358	410	490	
L	24.5	33	32	47.7	70.4	93	112	149.3	171.9	225.7	229.6	268.2	296.7	329.5	434.8	
A (°)	54	54	34	43	55	60	59	58	53	61	48	48	46	46	54	
D	1	1	2	3	3	5	5	5	6	10	12	12	12	12	14	
Ø d2	70	80.5	100	107.5	134.5	158	186	240	284	328	385	435	486	534	630	
Ø D2	3.8									6	8					
Ø d1	24	34	46.5	59	72.5	93	113.5	156.5	194.5	231	283	328	375	426	510	
Ø D1	3				3.8					6	8					
Weight (Kg)	0.68	0.9	1.27	1.53	2.47	3.42	4.8	8.7	14.03	25.1	31.5	47	70	96	135	
Ref.	365040	365050	365065	365080	365100	365125	365150	365200	365250	365300	365350	365400	365450	365500	365600	

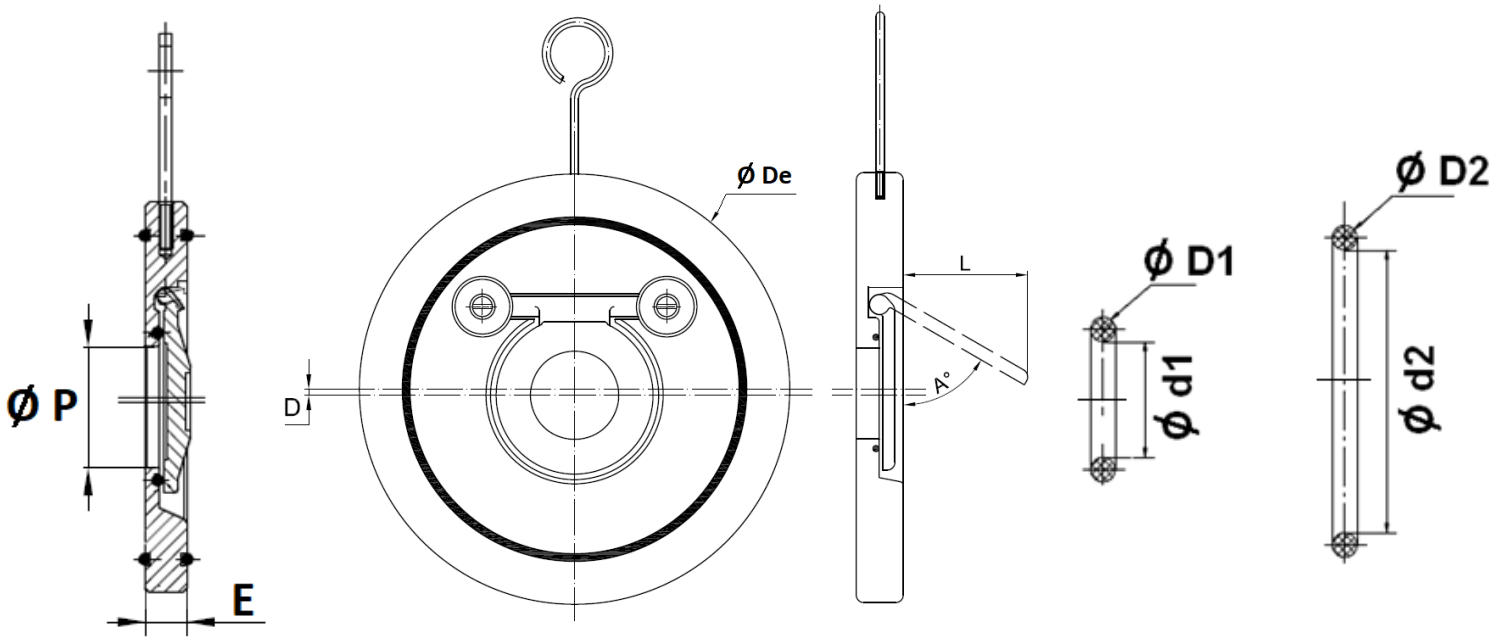
STAINLESS STEEL WAFER SWING CHECK VALVE FKM

SIZE PN10 TYPES (in mm):

CLOSED CHECK VALVE

OPENED CHECK VALVE

GASKETS



DN	400	450
E	44	50
Ø De	491	541
Ø P	315	358
L	268.2	296.7
A (°)	48	46
D	12	
Ø d2	435	486
Ø D2	8	
Ø d1	328	375
Ø D1	8	
Weight (in Kg)	47	70
Ref.	365401	365451

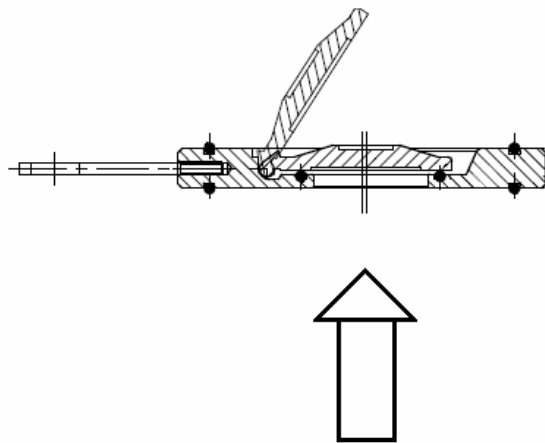
STAINLESS STEEL WAFER SWING CHECK VALVE FKM

STANDARDS :

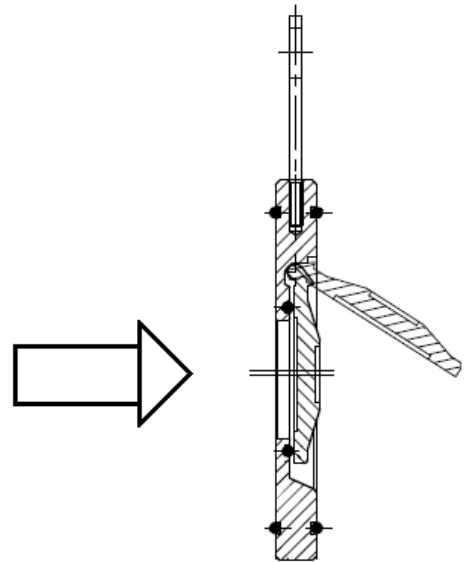
- Manufacturer certified ISO 9001 : 2015
- Designing according to API 594 and EN 16767
- Pressure tests according to API 598, table 6
- DIRECTIVE 2014/68/EU : CE N° 0035 Risk category III module
- Certificate 3.1 on request
- Length according to EN 558 series 97 (NF 29377)
- Between flanges according to EN 1092-1 PN10/16

INSTALLATION POSITIONS :

Vertical position (ascendant fluid)



Horizontal position



ADVICE : Our opinion and our advice are not guaranteed and SFERACO shall not be liable for the consequences of damages. The customer must check the right choice of the products with the real service conditions.