

BRASS BALL VALVE WITH GEARBOX FEMALE BSP

Brass ball valve with gearbox full bore for water, heating, watering, irrigation and cooling networks.
Progressive opening/closing thanks to the gearbox limiting water hammer.
2 NBR O rings on the anti blow-out stem.



Size : DN3/8" à DN2"1/2
Connection : Female BSP
Min Temperature : -20°C
Max Temperature : +120°C
Max Pressure : 50 Bars (up to DN3/4")
Specifications : Anti blow-out stem
Gearbox (progressive opening)
Full bore

Materials : Brass CW617N according to EN 12165

BRASS BALL VALVE WITH GEARBOX FEMALE BSP

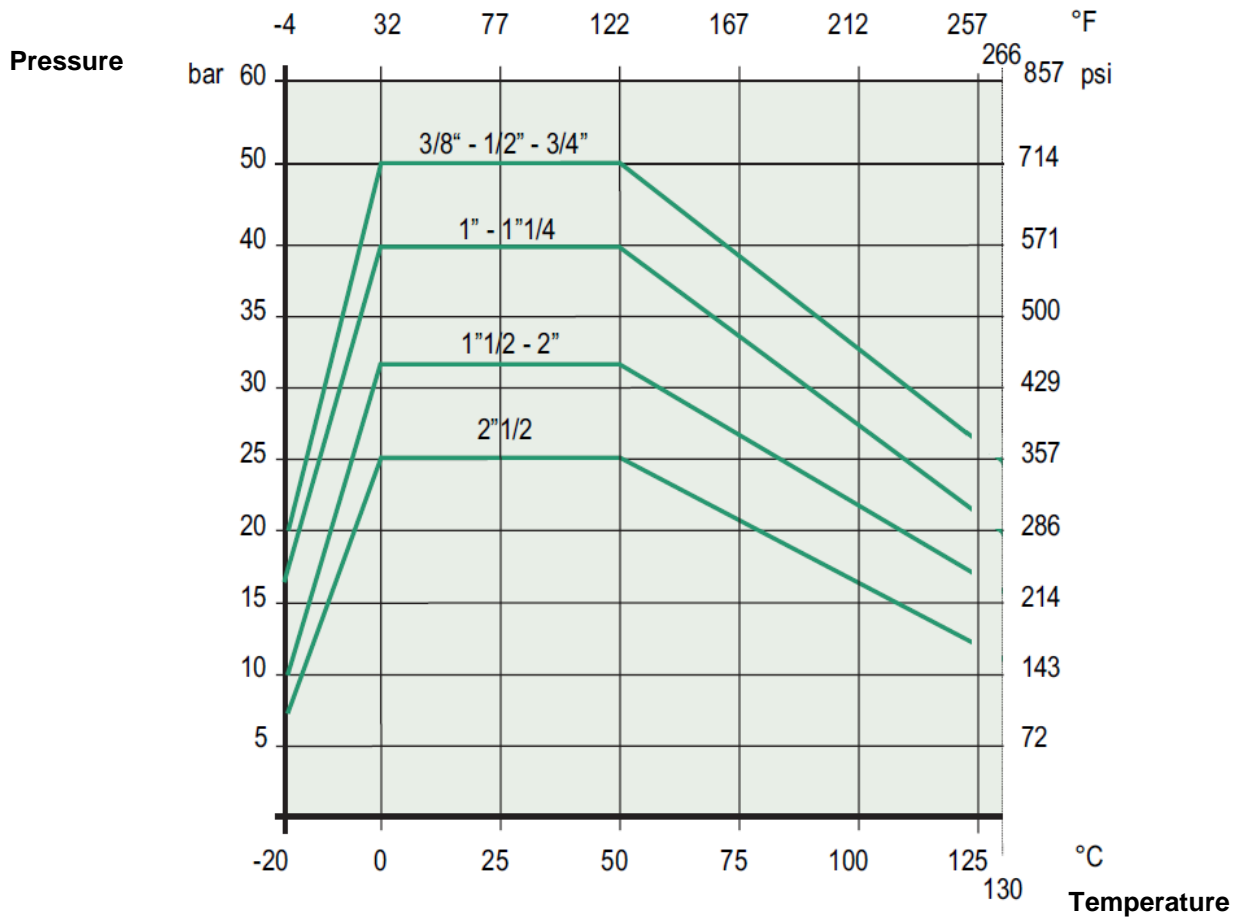
SPECIFICATIONS :

- Reduction gear (slow opening or closing), 1 tour for opening or closing
- Full bore
- Anti blow-out stem
- Solid ball
- With O ring on stem

USE :

- For all common fluids of 2nd group
- Min Temperature Ts : - 20 °C
- Max Temperature Ts : + 120°C
- Max Pressure Ps : 50 bars up to DN3/4", 40 bars from DN1" to 1"1/4, 32 bars from DN1"1/2 to 2" and 25 bars over (see graph under)

PRESSURE / TEMPERATURE GRAPH (STEAM EXCLUDED) :



RANGE :

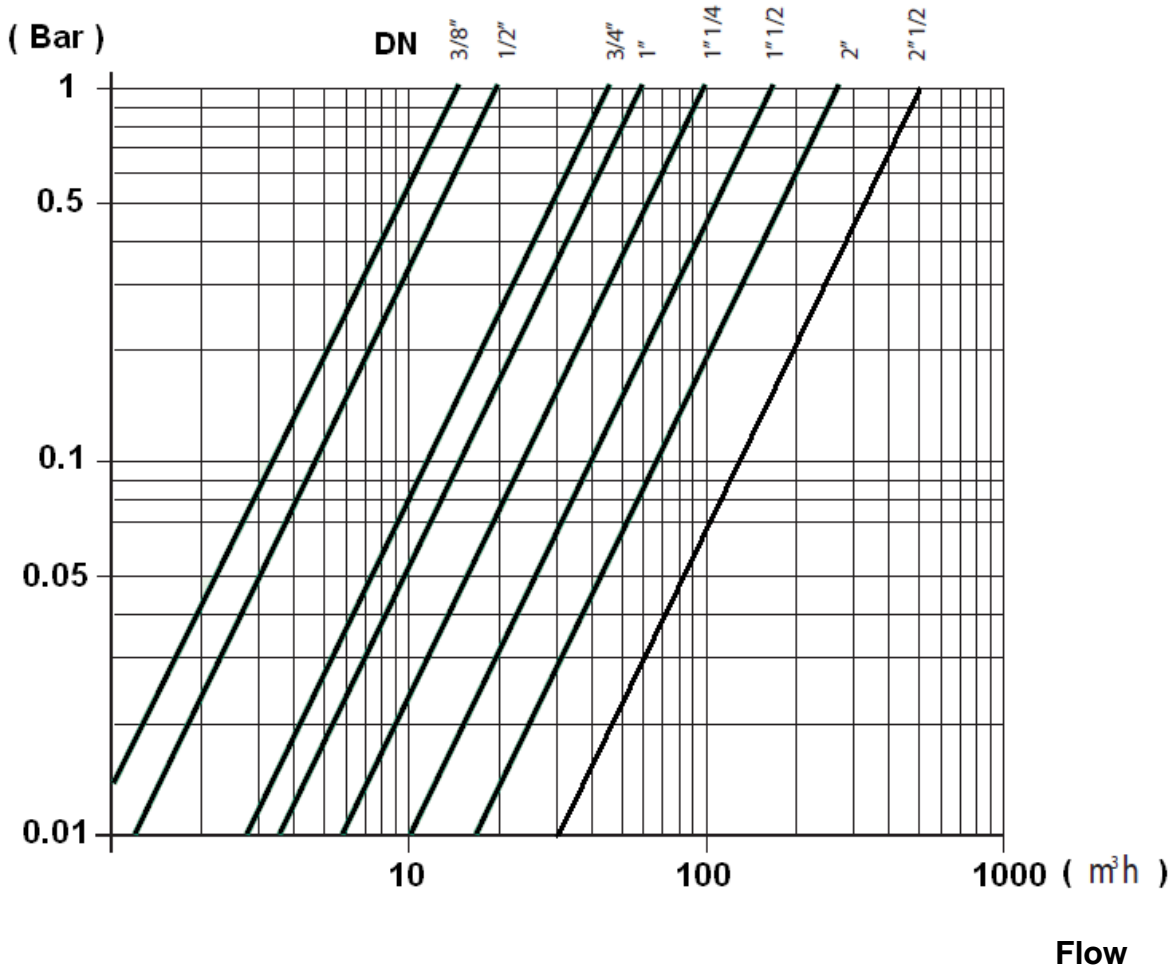
- Brass ball valve Female / Female threaded BSP with reduction gear **Ref. 531** from DN 3/8" to 2"1/2

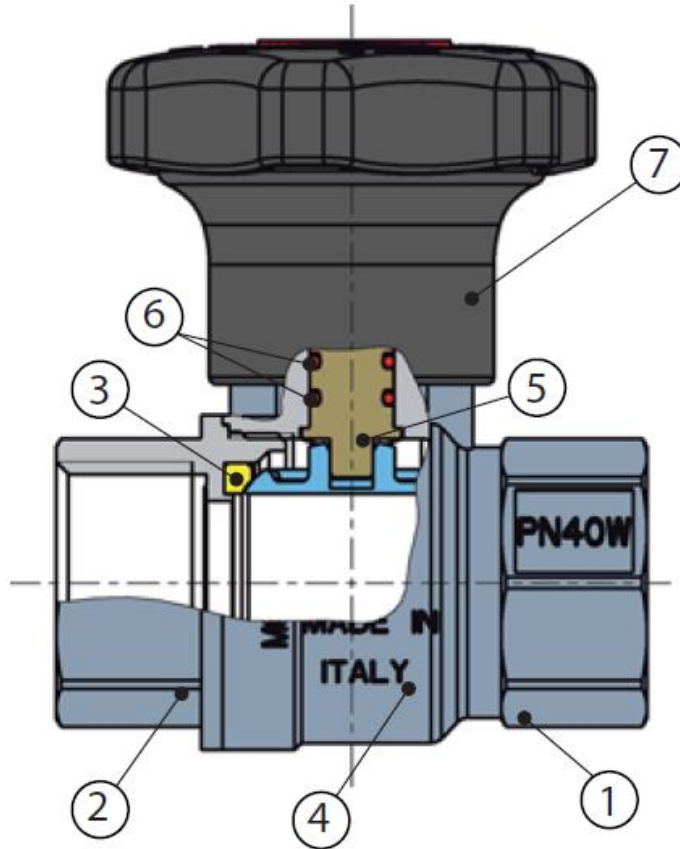
BRASS BALL VALVE WITH GEARBOX FEMALE BSP

FLOW COEFFICIENT Kvs (M3 / h) :

DN	3/8"	1/2"	3/4"	1"	1"1/4	1"1/2	2"	2"1/2
Kvs (m3/h)	15	20	45	60	100	170	265	510

HEAD LOSS GRAPH :

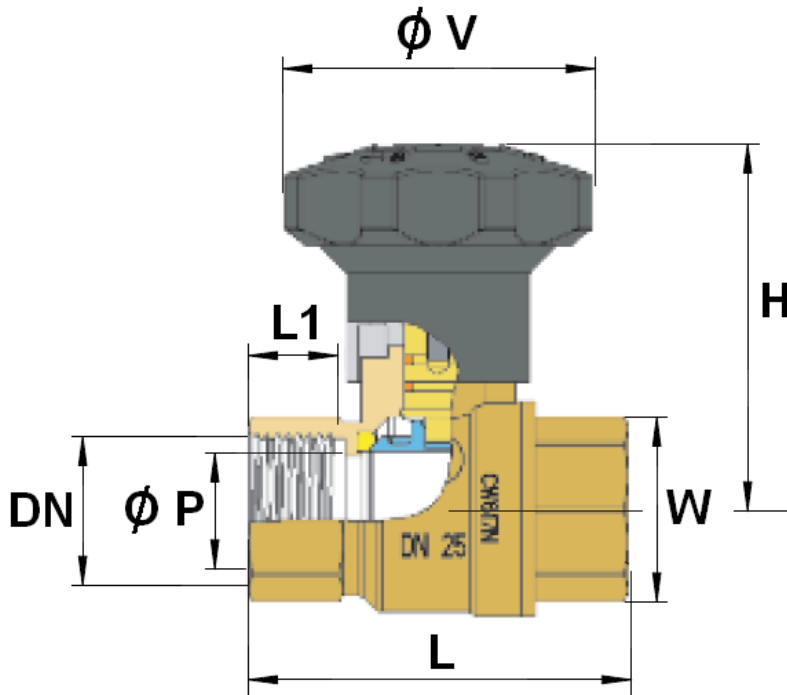


BRASS BALL VALVE WITH GEARBOX FEMALE BSP
MATERIALS :


Item	Designation	Materials
1	Body	Nickeled brass CW 617 N according to EN 12165
2	Mamelon	Nickeled brass CW 617 N according to EN 12165
3	Seat	PTFE
4	Ball	Chromed brass CW 617 N according to EN 12165
5	Stem	Brass CW 614 N according to EN 12164
6	O ring	HNBR
7	Reduction gear	Nylon
	Screw	Zinc coated Steel

BRASS BALL VALVE WITH GEARBOX FEMALE BSP

SIZE (in mm) :




DN	3/8"	1/2"	3/4"	1"	1"1/4	1"1/2	2"	2"1/2
Ø P	10	15	20	25	32	36	46	58
L	60	63	71	83	92	104	124	140
L1	12	17	19.5	21	22	23.5	28	28
H	59	65	68	76	81	105	112	162
Ø V	70	70	70	70	70	112	112	112
W on flat	21	26	31	38	48	55	68	85
Weight (in Kg)	0.2	0.28	0.36	0.56	0.83	1.36	2.14	3.85
Ref.	531003	531004	531005	531006	531007	531008	531009	531010


BRASS BALL VALVE WITH GEARBOX FEMALE BSP

WORKING POSITIONS :

- **Opened valve**



- **Closed valve**



BRASS BALL VALVE WITH GEARBOX FEMALE BSP

STANDARDS :

- Manufacturer certified ISO 9001 : 2015
- DIRECTIVE 2014/68/EU : Products excluded from directive up to DN1" (Article 4, § 3)
Risk category I module A from DN1"1/4 to DN2"
- Threaded female BSP cylindrical according to ISO 7/1 Rp (EN 10226-1)

ADVICE : Our opinion and our advice are not guaranteed and SFERACO shall not be liable for the consequences of damages.
The customer must check the right choice of the products with the real service conditions.