

MALLEABLE CAST IRON FITTINGS BLACK AND GALVA. AFY

Malleable cast iron fittings black or hot galvanised coating for cold water, hot water, fire network, sprinkler, irrigation, heating, cooling, hydrocarbons, compressed air and steam.

Designing according to NF EN10242, designing type A.



Size : DN1/8" to DN5"

Connection : BSP

Min Temperature : -20°C

Max Temperature : +300°C

Max Pressure : 25 Bars

Specifications : Designing according to NF EN 10242

Designing type A

Black or hot galvanised coating

Materials : Cast iron EN-GJMB-350-10

MALLEABLE CAST IRON FITTINGS BLACK AND GALVA. AFY

SPECIFICATIONS :

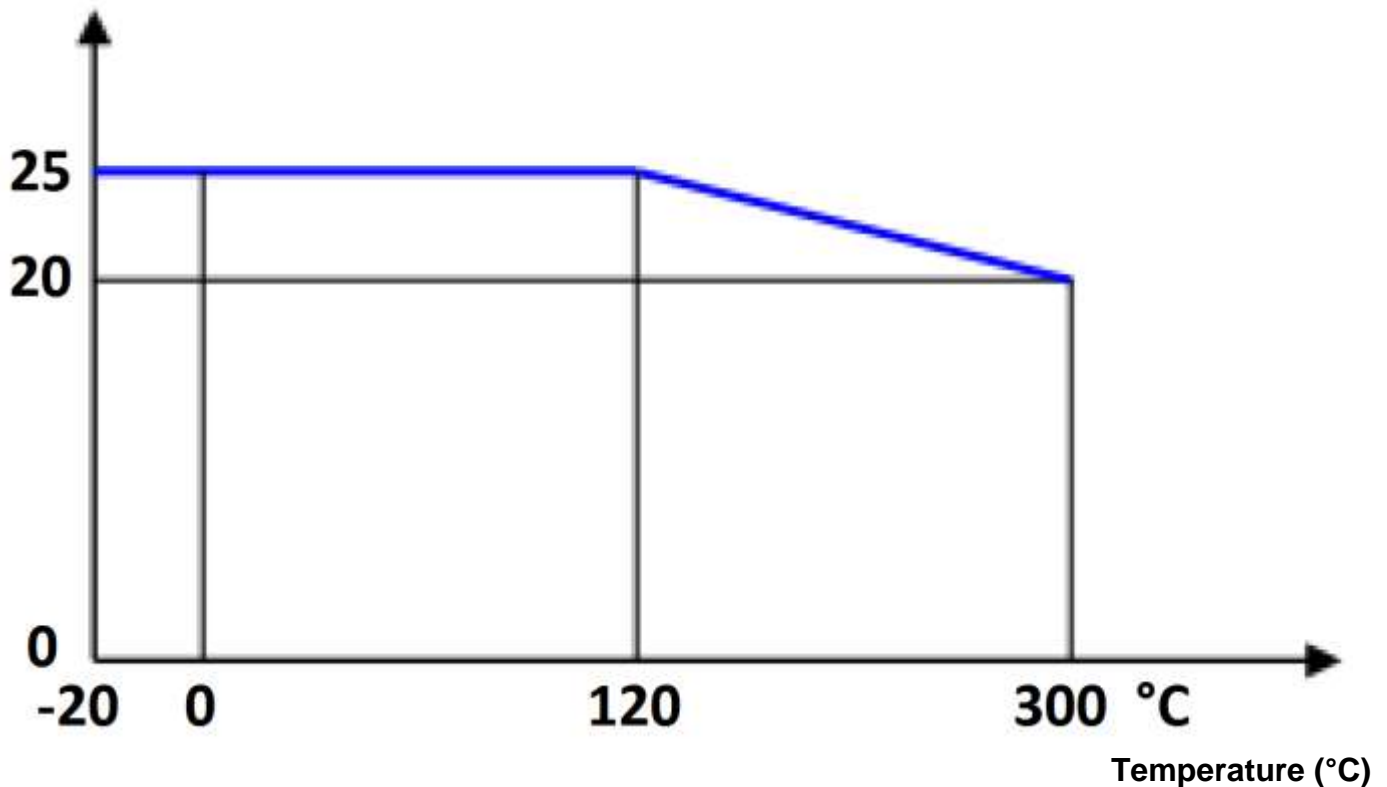
- Construction according to NF EN 10242
- Designing type A
- Black or galvanised coating
- Galvanised coating for drinking water compatibility
- Male BSP conical ISO 7-1 R threading
- Female BSP cylindrical ISO 7-1 Rp threading
- Fittings tested at room temperature at 100 bars

USE :

- Cold or hot water
- Fire network, sprinklers
- Irrigation
- Heating
- Hydrocarbons
- Compressed air
- Steam : 10 bars max
- Min and max Temperature Ts : -20°C to + 300°C
- Max Pressure Ps :
 - From DN1/8" to DN3/4" : 25 bars up to 120°C, 20 bars over (see graph)
 - From DN1" to DN5" : 20 bars up to 120°C, 16 bars over (see graph)





















PRESSURE / TEMPERATURE GRAPH (STEAM EXCLUDED) :

Pressure (Bar)



MALLEABLE CAST IRON FITTINGS BLACK AND GALVA. AFY








HEADLOSS FOR EQUAL FITTINGS (equivalence in meters of galvanized steel pipes) :

NPS	1/4"	3/8"	1/2"	3/4"	1"	1"1/4	1"1/2	2"	2"1/2	3"	4"
DN (mm)	8x13	12x17	15x21	20x27	26x34	33x42	40x49	50x60	66x76	80x90	102x114
	0,23	0,35	0,47	0,70	0,94	1,17	1,41	1,88	2,35	2,82	3,76
	0,22	0,33	0,44	0,67	0,89	1,11	1,33	1,78	2,23	2,68	
		0,16	0,22	0,32	0,43	0,54	0,65	0,86	1,08	1,30	1,73
		0,61	0,81	1,22	1,63	2,03	2,44	3,25			
			0,27	0,41	0,55	0,68	0,82	1,04	1,37	1,64	2,18
	0,16	0,24	0,32	0,48	0,64	0,79	0,95	1,27	1,59	1,91	2,54
		0,25	0,34	0,50	0,67	0,84	1,01	1,35	1,68	2,02	2,69
	0,10	0,15	0,20	0,30	0,41	0,51	0,61	0,81	1,02	1,22	
			0,43	0,65	0,86	1,08	1,30	1,73			
	0,04	0,06	0,08	0,12	0,17	0,21	0,25	0,33	0,41	0,50	0,66
	0,34	0,51	0,69	1,03	1,37	1,71	2,06	2,74	3,43	4,11	5,49
	0,42	0,62	0,83	1,25	1,66	2,08	2,50	3,33	4,16	4,99	6,65
			0,09	0,13	0,18	0,22	0,27	0,36	0,44	0,55	0,73
			0,44	0,66	0,88	1,10	1,31	1,75	2,19	2,70	3,51
	0,05	0,08	0,10	0,15	0,20	0,25	0,30	0,41	0,49	0,59	
	0,34	0,50	0,67	1,01	1,35	1,68	2,02	2,69	3,36	4,02	
			0,28								
			0,30								
	0,01	0,01	0,01	0,01	0,01	0,01	0,01	0,01	0,01	0,01	0,02
	0,01	0,01	0,01	0,01	0,01	0,01	0,01	0,01	0,01	0,01	0,01

MALLEABLE CAST IRON FITTINGS BLACK AND GALVA. AFY

HEADLOSS FOR REDUCTION FITTINGS (equivalence in meters of galvanized steel pipes) :

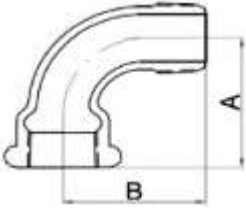
DN	3/8x1/4	1/2x1/4	1/2x3/8	3/4x1/4	3/4x3/8	3/4x1/2	1x3/8	1x1/2	1x3/4	1"1/4x1/2	1"1/4x3/4	1"1/4x1	1"1/2x1/2	1"1/2x3/4	1"1/2x1	1"1/2-1"1/4
	2x1/2	2x3/4	2 x 1	2 x 1"1/4	2x 1"1/2	2"1/2x1	2"1/2-1"1/4	2"1/2-1"1/2	2"1/2-2"	3x1	3x1"1/4	3x1"1/2	3x2"	3x2"1/2	4x2"	4x3"

	0,05	0,06	0,07		0,09	0,10		0,11	0,14	0,13	0,14	0,17		0,15	0,17	0,21
			0,20	0,23	0,28		0,25	0,29	0,35			0,30	0,34	0,42	0,46	0,56
	0,31	0,30	0,49		0,49	0,59	0,44	0,68	0,95	0,40	0,56	0,71	0,31	0,53	0,79	1,22
	0,19	0,31	0,46	0,78	1,00	0,42	0,71	1,02	1,98	0,34	0,62	0,84	1,29	2,16		
	0,10	0,16	0,14	0,22	0,23	0,24		0,24	0,24	0,24	0,22	0,19	0,29	0,26	0,24	0,20
	0,34		0,36	0,40	0,43	0,28	0,33	0,36	0,39		0,65	0,69	0,75			
	0,24		0,45		0,45	0,59		0,49	0,84		0,50	0,55		0,65	0,73	0,86
					0,85				1,63							
	0,32	0,20	0,21		0,20	0,27		0,23	0,19		0,32	0,34			0,36	0,29
	0,11	0,18	0,18		0,26	0,32	0,30	0,32	0,29	0,33	0,43	0,16		0,53	0,27	0,12
			0,30	0,35	0,38		0,44	0,48	0,64			0,71	0,70	0,71		
	0,26	0,24	0,30		0,24	0,44		0,41	0,41	0,28	0,34	0,41		0,37	0,34	0,27
			0,52	0,60	0,64		0,51	0,65	0,89			0,64	0,77	0,86		

MALLEABLE CAST IRON FITTINGS BLACK AND GALVA. AFY

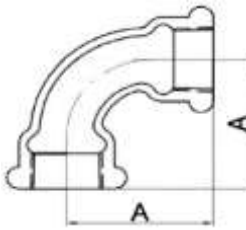
SIZE (in mm) :

• **ART. 1 :** 90° LONG SWEEP BEND MALE/FEMALE



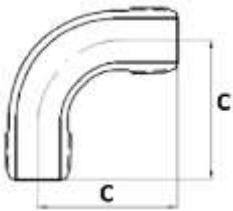
NPS	1/4"	3/8"	1/2"	3/4"	1"	1"1/4	1"1/2	2"	2"1/2	3"	4"
DN (mm)	8x13	12x17	15x21	20x27	26x34	33x42	40x49	50x60	66x76	80x90	102x114
A	38	44	52	69	82	105	116	140	176	205	260
B	38	44	52	60	82	95	106	130	165	190	260
Weight (Kg)	0.06	0.09	0.13	0.23	0.37	0.68	0.88	1.52	2.2	3.2	6.5
Ref. BLACK	001008N	001012N	001015N	001020N	001026N	001033N	001040N	001050N	001066N	001080N	001102N
Ref.GALVA	001008G	001012G	001015G	001020G	001026G	001033G	001040G	001050G	001066G	001080G	001102G

• **ART. 2 :** 90° LONG SWEEP BEND FEMALE/FEMALE



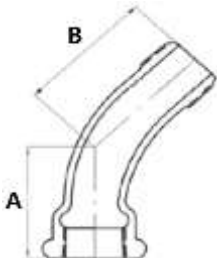
NPS	1/2"	3/4"	1"	1"1/4	1"1/2	2"	2"1/2	3"	4"
DN (mm)	15x21	20x27	26x34	33x42	40x49	50x60	66x76	80x90	102x114
A	55	69	82	105	116	140	176	205	260
Weight (Kg)	0.15	0.28	0.46	0.71	0.98	1.85	2.4	3.5	8.38
Ref. BLACK	002015N	002020N	002026N	002033N	002040N	002050N	002066N	002080N	002102N
Ref.GALVA	002015G	002020G	002026G	002033G	002040G	002050G	002066G	002080G	002102G

• **ART. 3 :** 90° LONG SWEEP BEND MALE/MALE



NPS	1"	1"1/2
DN (mm)	26x34	40x49
C	63	85
Weight (Kg)	0.3	0.74
Ref.GALVA	003026G	003040G

• **ART. 40 :** 45° LONG SWEEP BEND MALE/FEMALE

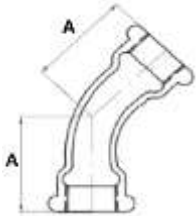


NPS	2"	2"1/2	3"
DN (mm)	50x60	66x76	80x90
A	81	99	113
B	70	86	100
Weight (Kg)	0.91	1.72	2.46
Ref. BLACK	040050N	040066N	040080N
Ref.GALVA	040050G	040066G	040080G

MALLEABLE CAST IRON FITTINGS BLACK AND GALVA. AFY

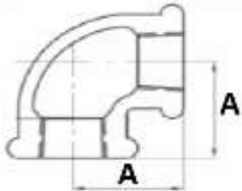
SIZE (in mm) :

- **ART. 41 :** 45° LONG SWEEP BEND FEMALE/FEMALE



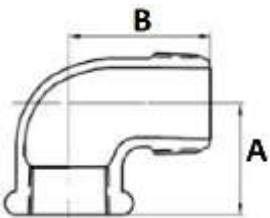
NPS	1"1/2	2"1/2
DN (mm)	40x49	66x76
A	70	100
Weight (Kg)	0.57	1.75
Ref.GALVA	041040G	041066G

- **ART. 90 :** 90° EQUAL ELBOW FEMALE/FEMALE



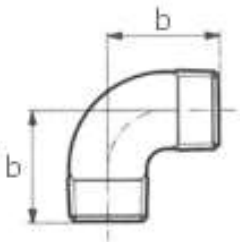
NPS	3/8"	1/2"	3/4"	1"	1"1/4	1"1/2	2"	2"1/2	3"	4"
DN (mm)	12x17	15x21	20x27	26x34	33x42	40x49	50x60	66x76	80x90	102x114
A	24.1	28.5	33.3	38.1	44.5	49.3	57.2	70	81	99
Weight (Kg)	0.07	0.09	0.16	0.21	0.32	0.47	0.86	1.4	1.73	3.18
Ref. BLACK	090012N	090015N	090020N	090026N	090033N	090040N	090050N	090066N	090080N	090102N
Ref.GALVA	090012G	090015G	090020G	090026G	090033G	090040G	090050G	090066G	090080G	090102G

- **ART. 92 :** 90° EQUAL STREET ELBOW MALE/FEMALE



NPS	1/4"	3/8"	1/2"	3/4"	1"	1"1/4	1"1/2	2"	2"1/2	3"	4"
DN (mm)	8x13	12x17	15x21	20x27	26x34	33x42	40x49	50x60	66x76	80x90	102x114
A	20.6	24.1	28.5	33.3	38.1	44.5	49.3	57.2	70	81	99
B	30.2	36.6	41.2	48	54.4	62.2	68.3	82.8	98	114.6	144.5
Weight (Kg)	0.04	0.06	0.08	0.16	0.21	0.33	0.47	0.66	1.3	1.87	4.04
Ref. BLACK	092008N	092012N	092015N	092020N	092026N	092033N	092040N	092050N	092066N	092080N	092102N
Ref.GALVA	092008G	092012G	092015G	092020G	092026G	092033G	092040G	092050G	092066G	092080G	092102G

- **ART. 94 :** 90° EQUAL ELBOW MALE/MALE

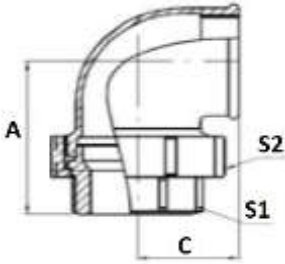


NPS	1/2"	3/4"
DN (mm)	15x21	20x27
B	38	42
Weight (Kg)	0.09	0.13
Ref. BLACK	094015N	094020N

MALLEABLE CAST IRON FITTINGS BLACK AND GALVA. AFY

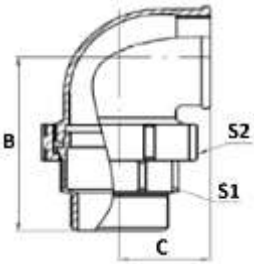
SIZE (in mm) :

- **ART. 96 :** 90° UNION ELBOW CONICAL BEARING FEMALE/FEMALE



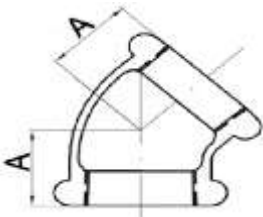
NPS	1/2"	3/4"	1"	1"1/4	1"1/2	2"
DN (mm)	15x21	20x27	26x34	33x42	40x49	50x60
A	58	62	72	82	90	100
C	28	33	38	45	50	58
S1	27	32	38.5	47.5	55	67.5
S2	45.5	50	55	69	76	92
Weight (Kg)	0.26	0.4	0.51	0.8	1.08	1.7
Ref. BLACK	096015N	096020N	096026N	096033N	096040N	096050N
Ref.GALVA	096015G	096020G	096026G	096033G	096040G	096050G

- **ART. 98 :** 90° UNION ELBOW CONICAL BEARING MALE/FEMALE



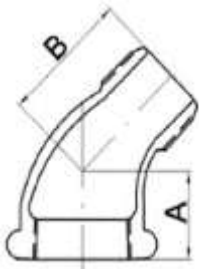
NPS	1/4"	3/8"	1/2"	3/4"	1"	1"1/4	1"1/2	2"
DN (mm)	8x13	12x17	15x21	20x27	26x34	33x42	40x49	50x60
B	61	65	76	82	94	107	115	128
C	21	25	28	33	38	45	50	58
S1			27	32	39	46	54	67
S2			45	50	55	68	75.5	92
Weight (Kg)	0.12	0.16	0.28	0.44	0.59	0.84	1.28	1.9
Ref. BLACK	098008N	098012N	0980015N	098020N	098026N	098033N	098040N	098050N
Ref.GALVA	098008G	098012G	0980015G	098020G	098026G	098033G	098040G	098050G

- **ART. 120 :** 45° EQUAL ELBOW FEMALE/FEMALE



NPS	1/2"	3/4"	1"	1"1/4	1"1/2	2"
DN (mm)	15x21	20x27	26x34	33x42	40x49	50x60
A	22.4	24.9	28.5	32.8	36.3	42.7
Weight (Kg)	0.08	0.11	0.16	0.27	0.34	0.6
Ref.GALVA	120015G	120020G	120026G	120033G	120040G	120050G

- **ART. 121 :** 45° EQUAL ELBOW MALE/FEMALE

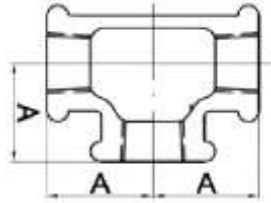


NPS	3/8"	1/2"	3/4"	1"	1"1/4	1"1/2	2"	2"1/2	3"
DN (mm)	12x17	15x21	20x27	26x34	33x42	40x49	50x60	66x76	80x90
A	20.3	22.4	24.9	28.5	32.8	36.3	42.7	49.5	55.1
B	26.2	29.2	32.8	37.3	43.4	47.8	56.4	65.3	76.2
Weight (Kg)	0.05	0.09	0.14	0.15	0.29	0.39	0.66	1.93	1.93
Ref. BLACK	121012N	121015N	121020N	121026N	121033N	121040N	121050N	121066N	121080N
Ref.GALVA	121012G	121015G	121020G	121026G	121033G	121040G	121050G	121066G	121080G

MALLEABLE CAST IRON FITTINGS BLACK AND GALVA. AFY

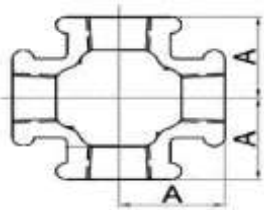
SIZE (in mm) :

- **ART. 130 :** EQUAL TEE FFF



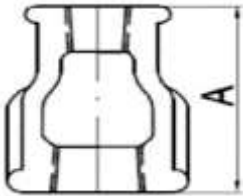
NPS	1/4"	3/8"	1/2"	3/4"	1"	1"1/4	1"1/2	2"	2"1/2	3"	4"
DN (mm)	8x13	12x17	15x21	20x27	26x34	33x42	40x49	50x60	66x76	80x90	102x114
A	20.6	24.1	28.5	33.3	38.1	44.5	49.3	57.2	69	81	99
Weig. (Kg)	0.07	0.1	0.14	0.22	0.28	0.44	0.58	1.09	1.33	2.4	5.32
Ref. BLACK	130008N	130012N	130015N	130020N	130026N	130033N	130040N	130050N	130066N	130080N	130102N
Ref.GALVA	130008G	130012G	130015G	130020G	130026G	130033G	130040G	130050G	130066G	130080G	130102G

- **ART. 180 :** EQUAL CROSS FFFF



NPS	1/2"	3/4"	1"	1"1/4	1"1/2	2"	2"1/2	3"
DN (mm)	15x21	20x27	26x34	33x42	40x49	50x60	66x76	80x90
A	28.5	33.3	38.1	44.5	49.3	57.2	69	81
Weig. (Kg)	0.18	0.26	0.36	0.54	0.9	1.06	1.91	2.42
Ref.GALVA	180015G	180020G	180026G	180033G	180040G	180050G	180066G	180080G

- **ART. 240 :** REDUCING SOCKET



NPS	1/4"-1/8"	3/8"-1/4"	1/2"-1/4"	1/2"-3/8"	3/4"-3/8"	3/4"1/2"	1"-1/2"
DN (mm)	8 x 5	12 x 8	15 x 8	15 x 12	20 x 12	20 x 15	26 x 15
A	29.8	28.7	31.8	31.8	36.6	36.6	42.9
Weight (Kg)	0.02	0.05	0.08	0.06	0.09	0.08	0.11
Ref. BLACK	240008005N	240012008N	240015008N	240015012N	240020012N	240020015N	240026015N
Ref.GALVA	240008005G	240012008G	240015008G	240015012G	240020012G	240020015G	240026015G

NPS	1"-3/4"	1"1/4-3/4"	1"1/4-1"	1"1/2-3/4"	1"1/2-1"	1"1/2-1"1/4	2"-1"	2"-1"1/4
DN (mm)	26 x 20	33 x 20	33 x 26	40 x 20	40 x 26	40 x 33	50 x 26	50 x 33
A	42.9	52.3	52.3	58.7	58.7	58.7	71.4	71.4
Weight (Kg)	0.15	0.21	0.21	0.28	0.26	0.26	0.43	0.45
Ref. BLACK	240026020N	240033020N	24003326N	240040020N	240040026N	240040033N	240050026N	240050033N
Ref.GALVA	240026020G	240033020G	24003326G	240040020G	240040026G	240040033G	240050026G	240050033G

NPS	2"-1"1/2	2"1/2-1"1/2	2"1/2-2"	3"-1"1/2	3"-2"	3"-2"1/2
DN (mm)	50 x 40	66 x 40	66 x 50	80 x 40	80 x 50	80 x 66
A	71.4	65	65	75	75	75
Weight (Kg)	0.46	0.71	0.8	0.92	0.86	1.03
Ref. BLACK	240050040N	240066040N	240066050N	240080040N	240080050N	240080066N
Ref.GALVA	240050040G	240066040G	240066050G	240080040G	240080050G	240080066G

MALLEABLE CAST IRON FITTINGS BLACK AND GALVA. AFY

SIZE (in mm) :

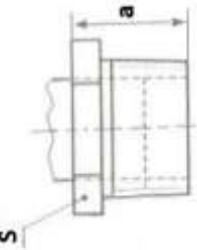
- **ART. 241 :** REDUCING BUSH

Type 1



NPS	1/4"-1/8"	3/8"-1/8"	3/8"-1/4"	1/2"-1/8"	1/2"-1/4"	1/2"-3/8"	3/4"-1/4"	3/4"-3/8"
DN (mm)	8 x 5	12 x 5	12 x 8	15 x 5	15 x 8	15 x 12	20 x 8	20 x 12
a	18	19	19	22	22	22	24	24
S	23	26	26	31	31	31	33	33
Type	2							
Weig (Kg)	0.01	0.02	0.02	0.04	0.04	0.04	0.08	0.08
Ref.BLACK	241008005N	241012005N	241012008N	241015005N	241015008N	241015012N	241020008N	241020012N
Ref.GALVA	241008005G	241012005G	241012008G	241015005G	241015008G	241015012G	241020008G	241020012G

Type 2



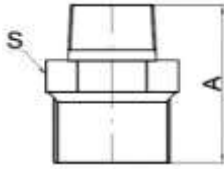
NPS	3/4"-1/2"	1"-3/8"	1"-1/2"	1"-3/4"	1"1/4"-1/2"	1"1/4"-3/4"	1"1/4"-1"	1"1/2"-3/8"
DN (mm)	20 x 15	26 x 12	26 x 15	26 x 20	33 x 15	33 x 20	33 x 26	40 x 12
a	24	19.2	29.5	29.5	20.3	26	28	17.2
S	33	28.5	40	40	34	45	45	29.7
Type	2							
Weig (Kg)	0.06	0.11	0.13	0.1	0.2	0.19	0.16	0.21
Ref.BLACK	241020015N	241026012N	241026015N	241026020N	241033015N	241033020N	241033026N	241040012N
Ref.GALVA	241020015G	241026012G	241026015G	241026020G	241033015G	241033020G	241033026G	241040012G

NPS	1"1/2"-1/2"	1"1/2"-3/4"	1"1/2"-1"	1"1/2"-1"1/4"	2"-1/2"	2"-3/4"	2"-1"	2"-1"1/4"	2"-1"1/2"	
DN (mm)	40 x 15	40 x 20	40 x 26	40 x 33	50 x 15	50 x 20	50 x 26	50 x 33	50 x 40	
a	31	21	30	30	35	35	35	35	35	
b					48	48				
S	50	41.5	55.2	55.2	68	68	68	64	63.7	
Type	2				1		2			
Weig (Kg)	0.24	0.26	0.22	0.15	0.34	0.42	0.42	0.39	0.31	
Ref.BLACK	241040015N	241040020N	241040026N	241040033N	241050015N	241050020N	241050026N	241050033N	241050040N	
Ref.GALVA	241040015G	241040020G	241040026G	241040033G	241050015G	241050020G	241050026G	241050033G	241050040G	

MALLEABLE CAST IRON FITTINGS BLACK AND GALVA. AFY

SIZE (in mm) :

• **ART. 245 :** REDUCING HEXAGONAL NIPPLE MALE

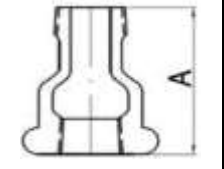


NPS	3/8"-1/4"	1/2"-1/4"	1/2"-3/8"	3/4"-1/4"	3/4"-3/8"	3/4"-1/2"	1"-1/2"	1"-3/4"
DN (mm)	12 x 8	15 x 8	15 x 12	20 x 8	20 x 12	20 x 15	26 x 15	26 x 20
A	38	44	44	47	47	47	53	53
S	19	24	26	30	30	30	36	38
Weig (Kg)	0.04	0.05	0.05	0.07	0.09	0.1	0.12	0.23
Ref.BLACK	245012008N	245015008N	245015012N	245020008N	245020012N	245020015N	245026015N	245026020N
Ref.GALVA	245012008G	245015008G	245015012G	245020008G	245020012G	245020015G	245026015G	245026020G

NPS	1"1/4-1/2"	1"1/4-3/4"	1"1/4-1"	1"1/2-3/4"	1"1/2-1"	1"1/2-1"1/4"	2"-1"	2"-1"1/4"
DN (mm)	33 x 15	33 x 20	33 x 26	40 x 20	40 x 26	40 x 33	50 x 26	50 x 33
A	57	57	57	59	59	59	68	68
S	46	46	46	50	50	50	65	65
Weig (Kg)	0.18	0.24	0.23	0.24	0.29	0.31	0.37	0.52
Ref.BLACK	245033015N	245033020N	245033026N	245040020N	245040026N	245040033N	245050026N	245050033N
Ref.GALVA	245033015G	245033020G	245033026G	245040020G	245040026G	245040033G	245050026G	245050033G

NPS	2"-1"1/2"	2"1/2-1"1/2"	2"1/2-2"	3"-2"	3"-2"1/2"
DN (mm)	50 x 40	66 x 40	66 x 50	80 x 50	80 x 66
A	68	75	75	83	83
S	65	80	80	94	94
Weig (Kg)	0.4	0.59	0.69	1	1.05
Ref.BLACK	245050040N	245066040N	245066050N	245080050N	245080066N
Ref.GALVA	245050040G	245066040G	245066050G	245080050G	245080066G

• **ART. 246 :** REDUCING SOCKET FEMALE>MALE



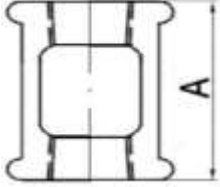
NPS	1/2"-1/4"	1/2"-3/8"	3/4"-3/8"	3/4"-1/2"	1"-1/2"	1"-3/4"	1"1/4-1/2"	1"1/4-3/4"
DN (mm)	15 x 8	15 x 12	20 x 12	20 x 15	26 x 15	26 x 20	33 x 15	33 x 20
A	43	43	48	48	55	55	60	60
Weig (Kg)	0.06	0.08	0.1	0.12	0.12	0.14	0.21	0.2
Ref.BLACK	246015008N	246015012N	246020012N	246020015N	246026015N	246026020N	246033015N	246033020N
Ref.GALVA	246015008G	246015012G	246020012G	246020015G	246026015G	246026020G	246033015G	246033020G

NPS	1"1/4-1"	1"1/2-1"	1"1/2-1"1/4"	2"-1"	2"-1"1/4"	2"-1"1/2"	2"1/2-2"	3"-2"	3"-2"1/2"
DN (mm)	33 x 26	40 x 26	40 x 33	50 x 26	50 x 33	50 x 40	66 x 50	80 x 50	80 x 66
A	60	63	63	70	70	70	80	89	89
Weig (Kg)	0.2	0.28	0.28	0.45	0.44	0.48	0.73	0.87	0.92
Ref.BLACK	246033026N	246040026N	246040033N	246050026N	246050033N	246050040N	246066050N	246080050N	246080066N
Ref.GALVA	246033026G	246040026G	246040033G	246050026G	246050033G	246050040G	246066050G	246080050G	246080066G

MALLEABLE CAST IRON FITTINGS BLACK AND GALVA. AFY

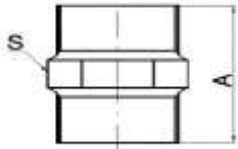
SIZE (in mm) :

• **ART. 270 : EQUAL SOCKET**



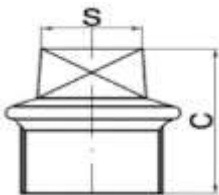
NPS	1/4"	3/8"	1/2"	3/4"	1"	1 1/4"
DN (mm)	8x13	12x17	15x21	20x27	26x34	33x42
A	26.9	29.5	34	39	42.4	49
Weig (Kg)	0.04	0.08	0.08	0.12	0.16	0.23
Ref.BLACK	270008N	270012N	270015N	270020N	270026N	270033N
Ref.GALVA	270008G	270012G	270015G	270020G	270026G	270033G

NPS	1 1/2"	2"	2 1/2"	3"	4"
DN (mm)	40x49	50x60	66x76	80x90	102x114
A	54.6	64.3	73.2	80.8	93.7
Weig (Kg)	0.33	0.64	0.68	1.12	1.99
Ref.BLACK	270040N	270050N	270066N	270080N	270102N
Ref.GALVA	270040G	270050G	270066G	270080G	270102G



• **ART. 280 : HEXAGONAL NIPPLE**

NPS	1/4"	3/8"	1/2"	3/4"	1"	1 1/4"	1 1/2"	2"	2 1/2"	3"	4"
DN (mm)	8x13	12x17	15x21	20x27	26x34	33x42	40x49	50x60	66x76	80x90	102x114
A	36	38	44	48	52	57	59	68	75	83	95
S	18	22	25	32	38	46	54	68	82	94	120
Weig (Kg)	0.03	0.05	0.07	0.11	0.16	0.23	0.32	0.51	0.72	0.84	1.84
Ref.BLACK	280008N	280012N	280015N	280020N	280026N	280033N	280040N	280050N	280066N	280080N	280102N
Ref.GALVA	280008G	280012G	280015G	280020G	280026G	280033G	280040G	280050G	280066G	280080G	280102G

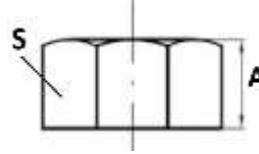


• **ART. 290 : BEADED SQUARE HEAD PLUG**

NPS	1/4"	3/8"	1/2"	3/4"	1"	1 1/4"	1 1/2"	2"	2 1/2"	3"	4"
DN (mm)	8x13	12x17	15x21	20x27	26x34	33x42	40x49	50x60	66x76	80x90	102x114
C	18.2	20.2	24.1	27.1	31.8	34.5	36	40	49	52	64
S	9.5	11	14.2	15.8	20.6	23.8	26.5	33.3	42	47	58
Weig (Kg)	0.02	0.03	0.06	0.07	0.12	0.17	0.21	0.34	0.64	0.92	1.4
Ref.BLACK	290008N	290012N	290015N	290020N	290026N	290033N	290040N	290050N	290066N	290080N	290102N
Ref.GALVA	290008G	290012G	290015G	290020G	290026G	290033G	290040G	290050G	290066G	290080G	290102G

MALLEABLE CAST IRON FITTINGS BLACK AND GALVA. AFY

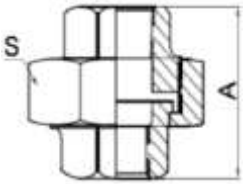
SIZE (in mm) :



- **ART. 300 :** HEXAGONAL CAP

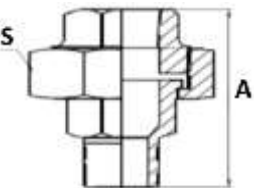
NPS	1/8"	1/4"	3/8"	1/2"	3/4"	1"	1"1/4	1"1/2	2"	2"1/2	3"	4"
DN (mm)	5x10	8x13	12x17	15x21	20x27	26x34	33x42	40x49	50x60	66x76	80x90	102x114
A	13	18	18	23	25	29	32	32	37	41	44	52
S	14	18	22	27	33	40	47	54	66	85	98	123
Weig (Kg)	0.02	0.02	0.04	0.08	0.10	0.16	0.2	0.24	0.4	0.6	1.07	2
Ref.BLACK	300005N	300008N	300012N	300015N	300020N	300026N	300033N	300040N	300050N	300066N	300080N	300102N
Ref.GALVA	300005G	300008G	300012G	300015G	300020G	300026G	300033G	300040G	300050G	300066G	300080G	300102G

- **ART. 330 :** EQUAL UNION FLAT BEARING FEMALE (gasket composed of aramide with NBR)
If using with gas, replace the gasket by the types 98030 below



NPS	1"	1"1/4	1"1/2	2"	2"1/2	3"
DN (mm)	26x34	33x42	40x49	50x60	66x76	80x90
A	54.5	60.5	67.5	75.5	85	93.5
S	60	70.5	79	94.5	113	128
Weig (Kg)	0.35	0.62	0.77	1.12	1.88	2.91
Ref. GALVA	330026G	330033G	330040G	330050G	330066G	330080G

- **ART. 331 :** EQUAL UNION FLAT BEARING MALE/FEMALE (gasket composed of aramide with NBR)
If using with gas, replace the gasket by the types 98030 below



NPS	3/4"	1"	1"1/4	1"1/2	2"
DN (mm)	20x27	26x34	33x42	40x49	50x60
A	72	80	90	95	106
S	50	55	69	75.5	92
Weig (Kg)	0.32	0.36	0.7	0.8	1.31
Ref.GALVA	331020G	331026G	331033G	331040G	331050G

- **ART. 98030 :** FLAT FIBER GASKET 1.5 mm thickness for union fitting with flat gasket

Use : cold and hot water, steam, gas

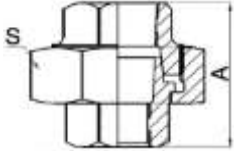


NPS	1/4"	3/8"	1/2"	3/4"	1"	1"1/4	1"1/2	2"	2"1/2	3"	4"
DN (mm)	8x13	12x17	15x21	20x27	26x34	33x42	40x49	50x60	66x76	80x90	102x114
Ø internal	17.3	20	21.3	27.3	32.3	42.3	48.5	61.5	77	89.5	113.5
Ø external	23.6	26.5	29.5	38.2	44	55	61.5	77	96	108.5	134
Ref.	9803074	9803075	9803076	9803077	9803078	9803079	9803080	9803081	9803082	9803083	9803084

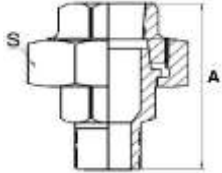
MALLEABLE CAST IRON FITTINGS BLACK AND GALVA. AFY

SIZE (in mm) :

- **ART. 340 :** EQUAL UNION CONICAL BEARING FEMALE



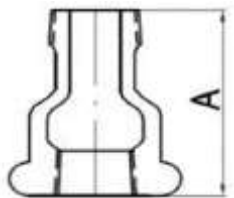
NPS	3/8"	1/2"	3/4"	1"	1"1/4	1"1/2	2"	2"1/2	3"
DN (mm)	12x17	15x21	20x27	26x34	33x42	40x49	50x60	66x76	80x90
A	44	48	52	58	66	69	78	84	95
S	36	41	50	55	70	75	90	110	130
Weig. (Kg)	0.16	0.17	0.3	0.38	0.68	0.72	1.22	2	2.8
Ref.BLACK	340012N	340015N	340020N	340026N	340033N	340040N	340050N	340066N	340080N
Ref.GALVA	340012G	340015G	340020G	340026G	340033G	340040G	340050G	340066G	340080G



- **ART. 341 :** EQUAL UNION CONICAL BEARING MALE/FEMALE

NPS	1/4"	3/8"	1/2"	3/4"	1"	1"1/4	1"1/2	2"	2"1/2	3"	4"
DN (mm)	8x13	12x17	15x21	20x27	26x34	33x42	40x49	50x60	66x76	80x90	102x114
A	55	58	66	72	80	90	95	106	118	130	145
S	32	37.5	45.5	50	55	69	75.5	92	111.5	127	
Weig. (Kg)	0.1	0.16	0.26	0.36	0.52	0.8	0.84	1.4	2.4	3.2	4.1
Ref.BLACK	341008N	341012N	341015N	341020N	341026N	341033N	341040N	341050N	341066N	341080N	341102N
Ref.GALVA	341008G	341012G	341015G	341020G	341026G	341033G	341040G	341050G	341066G	341080G	341102G

- **ART. 529A :** SOCKET MALE/FEMALE

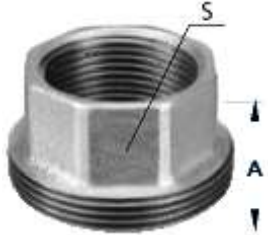


NPS	1"	1"1/4	1"1/2	2"
DN (mm)	26x34	33x42	40x49	50x60
A	55	60	63	70
Weig. (Kg)	0.16	0.24	0.27	0.45
Ref.BLACK	529A026N	529A033N	529A040N	529A050N
Ref.GALVA	529A026G	529A033G	529A040G	529A050G

MALLEABLE CAST IRON FITTINGS BLACK AND GALVA. AFY

SIZE (in mm) :

- **ART. 370 :** FEMALE THREADED UNION BUSH FOR FLAT BEARING UNION FITTING



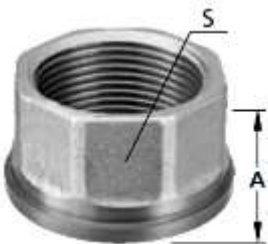
NPS	1"	1"1/4	1"1/2	2"
DN (mm)	26x34	33x42	40x49	50x60
A	31	33	36	42
S	38	48	54	66
Weig. (Kg)	0.12	0.23	0.26	0.46
Ref.GALVA	S370026GHC	S370033GHC	S370040GHC	S370050GHC

- **ART. 371 :** MALE THREADED UNION BUSH FOR FLAT BEARING UNION FITTING




NPS	1"	1"1/4	1"1/2	2"
DN (mm)	26x34	33x42	40x49	50x60
A	47	57	57	62
S	36	48	54	66
Weig. (Kg)	0.16	0.3	0.35	0.58
Ref.GALVA	S371026SBGHC	S371033SBGHC	S371040SBGHC	S371050SBGHC

- **ART. 372 :** FEMALE UNION BUSH FOR FLAT BEARING UNION FITTING



NPS	3/4"	1"1/2	2"
DN (mm)	20x27	40x49	50x60
A	22	32.5	35
S	31	54	66
Weig. (Kg)	0.08	0.22	0.33
Ref.GALVA	S372020SBGHC	S372040SBGHC	S372050SBGHC

- **ART. 374 :** UNION NUT



NPS	3/4"	1"	1"1/2	2"
DN (mm)	20x27	26x34	40x49	50x60
A	20	22	25	27
S	48	55	74	90
Weig. (Kg)	0.1	0.15	0.28	0.37
Ref.GALVA	S374020GHC	S374026GHC	S374040GHC	S374050GHC

MALLEABLE CAST IRON FITTINGS BLACK AND GALVA. AFY

STANDARDS :

- Manufacturer certified ISO 9001:2015
- DIRECTIVE 2014/68/UE : Products excluded from directive (article 4, § 3)
- Designing according to NF EN 10242
- Materials according to EN 1562
- Male BSP conical threading according to ISO 7-1 R and female BSP cylindrical threading according to ISO 7-1 Rp
- Galvanized coating for drinking water compatibility
- Approval German certificate **DVGW**
- Approval certificate **UL** for fire network
- Approval certificate **FM** for fire network

ADVICE : Our opinion and our advice are not guaranteed and SFERACO shall not be liable for the consequences of damages. The customer must check the right choice of the products with the real service conditions.

MALLEABLE CAST IRON FITTINGS BLACK AND GALVA. AFY

INSTALLATION INSTRUCTIONS :

Fig. 1

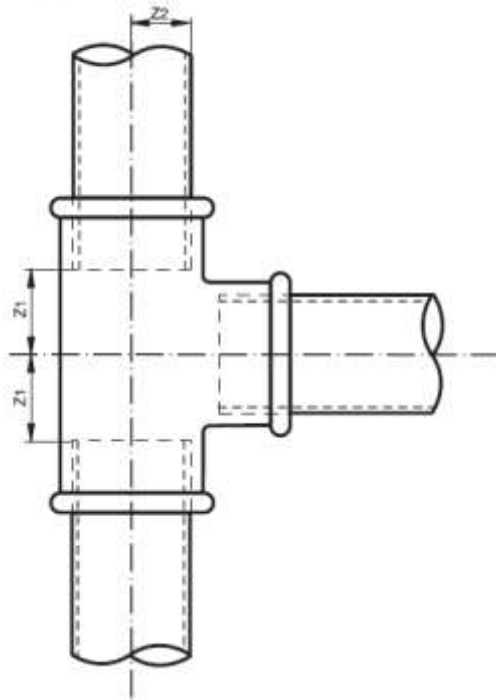
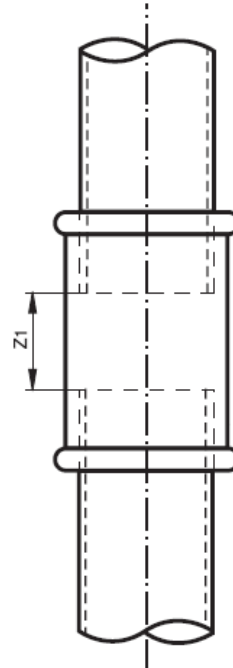


Fig. 2



Installation dimension $z1$ and $z2$ are the distance between the end of the pipe and the center of the fitting (fig.1) or the distance between 2 ends of pipe (fig.2).

To calculate this dimension, please take the building length and subtract the average threading length.

Building length (mm)	Tolerance (mm)
≤ 30	± 1.5
> 30 ≤ 50	± 2.0
> 50 ≤ 75	± 2.5
> 75 ≤ 100	± 3.0
> 100 ≤ 150	± 3.5
> 150 ≤ 200	± 4.0
> 200	± 5.0